








BCBA Examination Pass Rates for Verified Course Sequences

2016-2020

The data show the annual number of first-time examination candidates from ABAI Verified Course Sequences and overall pass rates for the course sequences. Candidates are included in a course sequence's pass-rate data if they used coursework entirely from that sequence to meet certification eligibility requirements. Data are not reported for (a) course sequences in their first four years of operation and (b) course sequences with fewer than six first-time candidates in a given year. Combined data are reported for course sequences with too few first-time candidates in each year, but six or more in a two-year period.

Table of Contents

BCBA Examination Pass Rates

	Sorted by Percentage of Candidates who Passed	2
	Sorted by Percentage of Candidates who Passed (Campus Only)	17
	Sorted by Percentage of Candidates who Passed (Online Only).....	20
	Sorted by Candidate Volume	23
	Sorted Alphabetically	38

BCBA Examination Pass Rates: Sorted by Percentage of Candidates who Passed

Sorted by Percentage of Candidates who Passed			Pass Rate (# of First-time Candidates)				
Institution (Sorted by Pass Rate)	VCS #s 4th ed. (5th ed.)	Mode**	2020	2019	2018	2017	2016
University of Houston Clear Lake	4133 (51124)	Campus	100% (13)		91% (11)	100% (8)	86% (14)
Aurora University	4112 (51172)	Campus	100% (12)	71% (17)	89% (19)	58% (12)	75% (12)
Westfield State University	4180 (51046)	Both	100% (12)		*	92% (12)	90% (10)
Columbia University Teachers College	4301 (51080)	Both	100% (11)	83% (18)	80% (20)	71% (25)	74% (27)
California State University Sacramento	4172	Campus	100% (11)		90% (10)		*
University of the Pacific	4215	Campus	100% (11)		*		
California State University Fresno	4246 (51176)	Campus	100% (10)		*		
Western Michigan University (Psychology)	4197	NP	100% (9)	93% (27)	97% (34)	87% (47)	90% (31)
Johns Hopkins University	4083 (51298)	Campus	100% (9)	76% (17)		89% (9)	N/A
University of Southern Maine	4074 (51243)	Both	100% (9)	33% (9)	75% (12)	54% (11)	*
University of British Columbia	4094 (51010)	Hybrid	100% (8)	100% (9)	88% (16)	92% (12)	78% (9)
Georgia State University	4127 (51203)	Campus	100% (8)	71% (21)	78% (9)	*	N/A
Pennsylvania State University Harrisburg	4011 (51109)	Campus	100% (8)	60% (10)		80% (15)	56% (9)
Cairn University	4418 (51075)	Online	100% (8)	N/A			
University of Kansas	4433 (51017)	Online	100% (8)	N/A			
Jacksonville State University	4015 (51068)	Hybrid	100% (8)		83% (6)	80% (10)	
Arizona State University	4290 (51151)	Campus	100% (7)	84% (19)	N/A		
University of Maryland Baltimore County	4233 (51301)	Campus	100% (7)	83% (6)	100% (7)	92% (12)	100% (12)
University of Auckland	4063	Campus	100% (7)		100% (12)		*
Auburn University	4001 (51007)	Campus	100% (7)		*		90% (10)
Brigham Young University	4425 (51267)	Campus	100% (7)		N/A		
Grand Valley State University	4255 (51039)	Online	100% (7)		*	N/A	
University of North Carolina Wilmington	4289 (51041)	Campus	100% (6)	100% (7)	100% (10)	100% (9)	
Temple University	4004 (51189)	Campus	100% (6)	90% (10)	86% (7)	43% (7)	

* = The course sequence had fewer than 6 first-time candidates during the year.

** = "Hybrid" programs consist of both distance and on-campus courses, while programs designated as "Both" require students to choose one mode of instruction (either all online or all on-campus).

NP = Mode not provided by ABAI

N/A = The course sequence is within its first 4 years of operation.

Sorted by Percentage of Candidates who Passed

Sorted by Percentage of Candidates who Passed			Pass Rate (# of First-time Candidates)				
Institution (Sorted by Pass Rate)	VCS #s 4th ed. (5th ed.)	Mode**	2020	2019	2018	2017	2016
San Diego State University (Special Education)	4222 (51284)	Campus	100% (6)	77% (13)	55% (11)	50% (12)	*
University of North Florida	4157 (51212)	Both	100% (6)	56% (9)	63% (8)	*	71% (7)
Chicago School of Professional Psychology (Chicago)	4501 (51238)	Both	100% (6)	N/A			
University of Ulster Coleraine	4352	Campus	100% (6)		*	N/A	
Pittsburg State University	4490	Campus	100% (6)		N/A		
Beijing Normal University	4435 (51104)	NP	94% (16)	N/A			
University of Pittsburgh	4194 (51201)	Hybrid	93% (15)	69% (13)	67% (18)	71% (17)	67% (9)
Florida State University	4046 (51329)	Campus	93% (14)	100% (22)	100% (21)	88% (17)	88% (17)
Baylor University	4084 (51014)	Campus	93% (14)	100% (7)	93% (14)	85% (7)	N/A
Rutgers University	4033 (51067)	Campus	93% (14)	80% (15)	93% (14)	82% (11)	81% (16)
University of Kent (Applied Behaviour Analysis)	4010 (51044)	Campus	92% (13)	75% (8)	100% (8)	57% (7)	83% (6)
ABA-CARDP	4384	Both	92% (13)	N/A			
Michigan State University	4367 (51051)	Hybrid	92% (13)		N/A		
Brock University	4234 (51276)	Hybrid	91% (44)	96% (74)	92% (73)	89% (57)	79% (38)
Bangor University (certificate)	4461	Campus	91% (11)	N/A			
James Madison Univeristy	4122 (51306)	Campus	91% (11)		89% (9)	100% (6)	100% (7)
Florida Institute of Technology (Degree Program)	4413	Hybrid	90% (151)	88% (107)	89% (55)	79% (47)	N/A
Florida Institute of Technology (Melbourne)	4333 (51058)	Campus	90% (10)	95% (20)	82% (22)	72% (18)	92% (26)
University of Nebraska	4057 (51204)	Both	90% (10)	88% (8)	100% (6)	67% (6)	100% (7)
Drake University	4437 (51129)	Campus	90% (10)	N/A			
University of Kentucky	4231 (51307)	Hybrid	90% (10)		100% (6)	*	
University of Louisville	4178 (51156)	Both	90% (10)		71% (7)	*	
Monash University (Education)	4450, 41013 (51150)	Hybrid	89% (28)	N/A			
Regis College	4047 (51185)	Campus	89% (19)	100% (8)	78% (9)	100% (7)	89% (9)
Rollins College	4375 (51186)	Campus	89% (19)	N/A			

* = The course sequence had fewer than 6 first-time candidates during the year.

** = "Hybrid" programs consist of both distance and on-campus courses, while programs designated as "Both" require students to choose one mode of instruction (either all online or all on-campus).

NP = Mode not provided by ABAI

N/A = The course sequence is within its first 4 years of operation.

Sorted by Percentage of Candidates who Passed

			Pass Rate (# of First-time Candidates)				
Institution (Sorted by Pass Rate)	VCS #s 4th ed. (5th ed.)	Mode**	2020	2019	2018	2017	2016
Western New England University	4012 (51193)	Campus	89% (18)	97% (37)	87% (23)	96% (27)	94% (36)
Western University	4190 (51173)	Online	88% (51)	86% (35)	86% (35)	N/A	
Vanderbilt University	4187 (51141)	Campus	88% (24)	94% (32)	96% (26)	96% (27)	94% (16)
Utah Valley University	4399 (51116)	Hybrid	88% (8)	N/A			
Antioch University	4022 (51240)	Campus	87% (15)	92% (12)	92% (12)	92% (12)	70% (10)
University of Dublin Trinity College	4381 (51196)	Both	86% (14)		N/A		
National University of Ireland Galway	4297 (51074)	Campus	86% (7)	82% (11)	100% (7)	100% (6)	100% (8)
Rowan University	4018 (51250)	Hybrid	86% (7)	70% (10)	86% (7)	88% (17)	60% (15)
University of Nevada Reno (Behavior Analysis)	4322 (51168)	Campus	86% (7)	67% (9)	*		100% (8)
Utah State University	4263 (51270)	Hybrid	86% (7)		*		
Whitworth University	4308 (51112)	Campus	86% (7)		N/A		
University of Southern California	4423 (51118)	Campus	86% (7)		N/A		
University of Washington	4106 (51053)	Both	85% (34)	91% (47)	81% (54)	85% (41)	79% (39)
Cambridge College	4302 (51122)	Hybrid	85% (26)	94% (35)	86% (29)	88% (17)	87% (32)
Caldwell University	4169 (51381)	NP	85% (13)	80% (20)	63% (16)	64% (11)	78% (27)
University of Rochester	4003 (51328)	Campus	85% (13)		67% (9)	56% (9)	*
Pepperdine University	4414 (51269)	Both	84%(19)	N/A			
Simmons University	4237 (51144)	Campus	83% (30)	87% (108)	85% (68)	83% (70)	81% (52)
University of Texas Austin	4026 (51305)	Both	83% (18)	88% (24)	96% (23)	83% (24)	82% (17)
California State University Northridge	4145 (51265)	Hybrid	83% (12)	92% (26)	100% (16)	92% (13)	94% (36)
California State University Los Angeles	4110 (51006)	Campus	83% (12)	78% (23)	67% (21)	67% (18)	70% (17)
Saint Louis University	4055	NP	83% (12)		86% (7)	100% (11)	80% (10)
University of South Wales	4135 (51103)	Campus	83% (6)	100% (12)	89% (9)	80% (10)	*
Northern Illinois University	4230 (51181)	Hybrid	83% (6)	90% (10)	33% (6)	80% (10)	N/A
Western Connecticut State University	4077 (51003)	Online	82% (28)	64% (22)	66% (29)	50% (8)	63% (11)

* = The course sequence had fewer than 6 first-time candidates during the year.

** = "Hybrid" programs consist of both distance and on-campus courses, while programs designated as "Both" require students to choose one mode of instruction (either all online or all on-campus).

NP = Mode not provided by ABAI

N/A = The course sequence is within its first 4 years of operation.

Sorted by Percentage of Candidates who Passed

Pass Rate (# of First-time Candidates)

Institution (Sorted by Pass Rate)	VCS #s 4th ed. (5th ed.)	Mode**	2020	2019	2018	2017	2016
Saint Cloud State University	4029 (51082)	Both	82% (22)	90% (21)	100% (21)	96% (24)	96% (29)
Salem State University	4065 (51242)	Campus	82% (11)		86% (7)		*
Endicott College	4159 (51056)	Both	81% (62)	68% (72)	63% (89)	73% (71)	76% (37)
Queen's University Belfast	4042 (51062)	Both	81% (26)	91% (23)	92% (12)	90% (10)	N/A
Texas A&M University	4061 (51231)	Online	81% (16)	79% (14)	63% (24)	57% (14)	46% (13)
Florida Institute of Technology (Orlando)	4334 (51059)	Campus	81% (16)		88% (8)	100% (11)	N/A
University of Saint Joseph	4275 (51040)	Campus	80% (15)	73% (15)	64% (28)	70% (27)	75% (12)
Assumption College	4362 (51127)	Campus	79% (14)	N/A			
Florida Institute of Technology (Certificate Program)	4038 (51228)	Online	76% (405)	75% (603)	78% (581)	74% (554)	71% (631)
Bay Path University	4191 (51034)	Both	75% (91)	88% (56)	86% (56)	N/A	
University of South Florida (Applied Behavior Analysis)	4286 (51192)	Campus	75% (53)	82% (57)	92% (52)	70% (10)	72% (25)
Rider University	4115 (51085)	Hybrid	75% (12)	63% (24)	67% (24)	53% (36)	53% (15)
University of Houston Victoria	4054 (51123)	Online	75% (12)		71% (7)		N/A
California University of Pennsylvania	4241 (51285)	Online	75% (8)	20% (10)	33% (6)	N/A	
University of New Mexico	4121 (51330)	Campus	75% (8)	70% (10)		*	N/A
University of North Texas	4117 (51002)	Online	74% (38)	63% (99)	54% (115)	60% (83)	64% (70)
University of Colorado Denver	4181 (51088)	Online	73% (11)	61% (18)	73% (15)	58% (19)	64% (11)
Philadelphia College of Osteopathic Medicine (degree)	4161 (51293)	Both	73% (11)		83% (6)	*	
University of South Carolina	4049 (51268)	Hybrid	73% (11)		50% (6)	*	N/A
University of Missouri Columbia	4326 (51032)	Campus	73% (11)		N/A		
Lipscomb University	4103 (51158)	Hybrid	71% (14)	58% (19)	72% (18)	71% (21)	N/A
University of Hawaii Manoa	4195 (51161)	Both	71% (14)	43% (7)	100% (9)	N/A	
University of North Texas	4193	Campus	71% (7)	94% (17)	82% (11)	87% (15)	68% (25)
University of Oklahoma	4040 (51048)	Both	71% (7)	88% (8)		*	N/A
Elms College	4008 (51183)	Both	71% (7)	50% (12)	43% (7)	54% (13)	50% (10)

* = The course sequence had fewer than 6 first-time candidates during the year.

** = "Hybrid" programs consist of both distance and on-campus courses, while programs designated as "Both" require students to choose one mode of instruction (either all online or all on-campus).

NP = Mode not provided by ABAI

N/A = The course sequence is within its first 4 years of operation.

Sorted by Percentage of Candidates who Passed

Sorted by Percentage of Candidates who Passed			Pass Rate (# of First-time Candidates)				
Institution (Sorted by Pass Rate)	VCS #s 4th ed. (5th ed.)	Mode**	2020	2019	2018	2017	2016
Seton Hall University	4305 (51029)	Campus	71% (7)	27% (15)		N/A	
Manhattanville College	4156 (51087)	Both	71% (7)		*		33% (6)
Texas Tech University (Special Education)	4460	Online	71% (7)	N/A			
University of Miami	4459 (51005)	Campus	71% (7)	N/A			
University of Georgia	4123 (51340)	Campus	70% (10)	88% (33)	79% (14)	N/A	
McNeese State University (certificate)	4069 (51154)	Both	69% (16)	78% (18)	75% (16)	73% (11)	*
Daemen College	4489 (51219)	Both	69% (16)	N/A			
Russell Sage College	4021 (51094)	Online	68% (25)	73% (78)	72% (71)	68% (87)	67% (72)
Clemson University	4087	NP	68% (19)	68% (25)	31% (26)	N/A	
University of West Florida	4043 (51253)	Online	67% (99)	61% (84)	56% (124)	63% (71)	47% (81)
St. Joseph's College	4070	Both	67% (12)	50% (10)	50% (14)	38% (8)	N/A
Bangor University (degree)	4335	NP	67% (9)	90% (10)	83% (18)	78% (18)	71% (7)
Georgian Court University	4073 (51230)	Both	67% (9)	41% (17)	53% (15)	*	33% (12)
Lehigh University	4408	Both	67% (6)		N/A		
Michigan State University	4062 (51052)	Online	67% (6)		*		N/A
University of Zagreb	4412	NP	67% (6)		N/A		
Ball State University	4199 (51134)	Online	66% (499)	61% (845)	64% (627)	62% (456)	61% (310)
University of Massachusetts Lowell	4162 (51259)	Hybrid	66% (38)	65% (51)	58% (45)	62% (52)	73% (64)
Southern Illinois University Carbondale	4249 (51055)	Both	65% (23)	52% (33)	49% (51)	78% (37)	77% (61)
Wayne State University	4060 (51086)	Hybrid	65% (17)	83% (24)	67% (21)	45% (11)	N/A
Oakland University	4096 (51198)	Both	65% (17)	65% (26)	67% (9)	85% (13)	*
University of Northern Colorado	4310 (51303)	Online	64% (22)	72% (29)	N/A		
Texas State University	4126 (51061)	Campus	64% (22)	70% (20)	56% (9)	89% (9)	83% (12)
California State University Stanislaus	4243 (51117)	Campus	64% (14)		83% (6)	88% (8)	*
Northern Michigan University	4273 (51060)	Both	64% (11)	76% (17)	N/A		

* = The course sequence had fewer than 6 first-time candidates during the year.

** = "Hybrid" programs consist of both distance and on-campus courses, while programs designated as "Both" require students to choose one mode of instruction (either all online or all on-campus).

NP = Mode not provided by ABAI

N/A = The course sequence is within its first 4 years of operation.

Sorted by Percentage of Candidates who Passed

Sorted by Percentage of Candidates who Passed			Pass Rate (# of First-time Candidates)				
Institution (Sorted by Pass Rate)	VCS #s 4th ed. (5th ed.)	Mode**	2020	2019	2018	2017	2016
Southeast Missouri State University	4314 (51160)	Online	63% (16)	40% (10)	N/A		
Northern Arizona University	4091 (51184)	Online	63% (16)	20% (10)	33% (12)	*	
Portland State University	4336 (51164)	Online	63% (8)	100% (6)	N/A		
California State University San Marcos	4107 (51106)	Online	63% (8)	50% (20)	69% (16)	N/A	
Drexel University	4280 (51351)	Both	62% (26)	69% (29)	N/A		
University of Texas San Antonio (Special Education)	4176 (51344)	Both	62% (13)	60% (20)	65% (20)	N/A	
Arizona State University	4064 (51171)	Online	61% (603)	55% (642)	59% (501)	65% (329)	61% (221)
George Mason University	4136 (51332)	Both	61% (77)	61% (51)	76% (62)	64% (47)	75% (56)
University of North Dakota	4090 (51077)	Online	60% (20)	68% (22)	70% (20)	67% (15)	N/A
Queens College (Psychology)	4285 (51182)	Both	60% (10)	86% (14)	100% (11)	85% (13)	50% (8)
University of Utah	4260 (51126)	Both	60% (10)	80% (10)	79% (19)	58% (12)	*
Webster University	4332 (51012)	Online	60% (10)	63% (8)	N/A		
University of Central Oklahoma	4098 (51054)	Campus	60% (10)	57% (7)	60% (10)		*
Kore University - IESCU	4360	NP	60% (10)	N/A			
Montana State University Billings	4124 (51273)	Online	60% (10)		75% (8)	64% (11)	50% (6)
Chapman University	4184	NP	60% (10)		50% (10)		N/A
Chicago School of Professional Psychology	4142	Both	59% (135)	64% (137)	65% (142)	71% (128)	66% (96)
Brandman University	4357 (51295)	Online	59% (32)	52% (23)	N/A		
University of Nevada Reno (Satellite Program in BA)	4292 (51120)	Online	58% (12)	43% (14)		28% (7)	100% (7)
Northeastern University (Applied Psychology)	4366 (51020)	Both	58% (12)	N/A			
Touro University California	4303 (51043)	Online	58% (12)		N/A		
University of Cincinnati	4013 (51136)	Online	57% (150)	58% (189)	55% (183)	47% (158)	55% (121)
Queens College (Education)	4225	Hybrid	57% (14)		67% (9)	N/A	
Our Sunny World	4079 (51260)	Both	57% (7)	64% (11)	50% (8)	*	
University of Massachusetts Boston	4189 (51093)	Campus	57% (7)	63% (19)	75% (12)	70% (10)	55% (9)

* = The course sequence had fewer than 6 first-time candidates during the year.

** = "Hybrid" programs consist of both distance and on-campus courses, while programs designated as "Both" require students to choose one mode of instruction (either all online or all on-campus).

NP = Mode not provided by ABAI

N/A = The course sequence is within its first 4 years of operation.

Sorted by Percentage of Candidates who Passed

Sorted by Percentage of Candidates who Passed			Pass Rate (# of First-time Candidates)				
Institution (Sorted by Pass Rate)	VCS #s 4th ed. (5th ed.)	Mode**	2020	2019	2018	2017	2016
Hunter College	4253 (51217)	Hybrid	57% (7)	55% (22)	73% (22)	57% (23)	55% (31)
Kent State University	4242	Online	57% (7)		75% (8)		N/A
University of Missouri St. Louis (Degree)	4244 (51004)	Online	57% (7)		*	75% (8)	*
Pennsylvania State University	4027 (51097)	Both	56% (45)	60% (52)	54% (50)	79% (34)	62% (37)
Northeastern University (Health Sciences)	4284 (51019)	Online	56% (16)	61% (23)	72% (18)	78% (33)	75% (8)
Consorzio Universitario Humanitas	4424 (51114)	Hybrid	56% (9)	N/A			
Tennessee Technological University	4274 (51282)	Campus	56% (9)		N/A		
Nova Southeastern University (MS in Counseling)	4166 (51064)	Online	54% (28)	54% (26)	39% (38)	51% (43)	48% (54)
University of Nevada Las Vegas	4267	Campus	54% (24)	58% (12)	N/A		
Nicholls State University	4217 (51157)	Both	54% (14)	65% (23)	60% (15)	67% (12)	70% (10)
William James College	4420 (51297)	Both	53% (19)		N/A		
Shenandoah University	4118 (51042)	Online	53% (17)		18% (11)		N/A
Baekseok University	4306 (51008)	Campus	50% (12)	57% (7)	N/A		
University of Wisconsin Whitewater	4235 (51013)	Online	50% (12)	N/A			
Saint Joseph’s University (Special Education)	4497 (51336)	Online	50% (10)	N/A			
Southern Connecticut State University	4258 (51153)	Campus	50% (10)		*		71% (7)
Long Island University (Brooklyn)	4252	Campus	50% (8)	N/A			
Florida Atlantic University	4374 (51327)	Campus	50% (6)	83% (6)		*	75% (8)
Sam Houston State University	4179 (51188)	Hybrid	50% (6)	60% (10)	47% (15)		N/A
University of Arkansas	4086 (51028)	Online	50% (6)	30% (10)		*	N/A
University of Memphis	4208 (51312)	Hybrid	50% (6)	21% (14)	41% (17)	62% (13)	70% (10)
Missouri State University	4422	Campus	50% (6)	N/A			
Monmouth University	4132 (51287)	Online	50% (6)	N/A			
National University	4147 (51317)	Both	48% (226)	42% (285)	46% (207)	48% (126)	38% (107)
Texas Tech University (Educational Psychology & Leadership)	4111 (51024)	Online	48% (21)	59% (22)	47% (34)	50% (20)	43% (14)

* = The course sequence had fewer than 6 first-time candidates during the year.

** = "Hybrid" programs consist of both distance and on-campus courses, while programs designated as "Both" require students to choose one mode of instruction (either all online or all on-campus).

NP = Mode not provided by ABAI

N/A = The course sequence is within its first 4 years of operation.

Sorted by Percentage of Candidates who Passed

Sorted by Percentage of Candidates who Passed			Pass Rate (# of First-time Candidates)				
Institution (Sorted by Pass Rate)	VCS #s 4th ed. (5th ed.)	Mode**	2020	2019	2018	2017	2016
Capella University	4140 (51108)	Online	47% (449)	44% (416)	43% (275)	N/A	
Purdue University Global (Kaplan)	4139 (51025)	Online	47% (133)	40% (159)	40% (148)	35% (138)	47% (104)
ABA Spain Madrid	4316	Online	46% (285)	38% (232)	18% (72)	25% (44)	27% (29)
Lindenwood University	4175 (51272)	Both	44% (9)	64% (11)	47% (17)	N/A	
Fitchburg State University	4232 (51225)	Online	44% (9)	43% (14)	45% (11)	N/A	
Nova Southeastern University (MS in Developmental Disabilities)	4438 (51065)	Online	43% (14)	42% (24)	39% (18)	71% (7)	N/A
University of Salerno	4296	Campus	43% (7)	33% (9)		N/A	
University of Arizona	4177 (51159)	Both	42% (12)	60% (10)	44% (9)	N/A	
Salve Regina University	4020 (51110)	Campus	40% (15)	63% (19)	57% (21)	88% (16)	47% (17)
Arcadia University	4088 (51174)	Online	40% (10)	31% (13)	29% (14)	32% (19)	38% (13)
Saint Joseph’s University (Criminal Justice)	4035	Online	39% (28)	57% (23)	57% (7)		36% (11)
Saint Joseph's University	4034	NP	38% (47)	36% (42)	42% (62)	43% (44)	45% (29)
University of California Santa Barbara	4337 (51083)	Online	38% (29)	24% (38)	N/A		
Long Island University (Post)	4203 (51289)	Campus	38% (13)	40% (10)	30% (10)	63% (8)	*
Old Dominion University	4097 (51011)	Online	38% (8)		*		N/A
University of Massachusetts Dartmouth	4209 (51111)	Hybrid	33% (12)		50% (10)	*	57% (7)
Istituto per la Ricerca, la Formazione e l'Informazione sulle Disabilità	4149	Campus	33% (9)	50% (16)	40% (10)	N/A	
Chicago School of Professional Psychology	4499 (51236)	Online	33% (9)	N/A			
Beit Berl College	4390	NP	33% (9)		N/A		
La Sierra University	4192	Campus	29% (7)		33% (6)		N/A
Yonsei University	4165	Campus	27% (11)	20% (10)	38% (8)	N/A	
Brandman University	4146	Online	26% (23)	38% (26)	50% (22)	40% (10)	69% (13)
Kongju National University	4041 (51244)	Campus	26% (19)	25% (8)	30% (10)	30% (10)	N/A
Azusa Pacific University	4174 (51263)	Campus	25% (12)		N/A		
East Stroudsburg University	4300 (51223)	Online	25% (8)		*	N/A	

* = The course sequence had fewer than 6 first-time candidates during the year.

** = "Hybrid" programs consist of both distance and on-campus courses, while programs designated as "Both" require students to choose one mode of instruction (either all online or all on-campus).

NP = Mode not provided by ABAI

N/A = The course sequence is within its first 4 years of operation.

Sorted by Percentage of Candidates who Passed

Sorted by Percentage of Candidates who Passed			Pass Rate (# of First-time Candidates)				
Institution (Sorted by Pass Rate)	VCS #s 4th ed. (5th ed.)	Mode**	2020	2019	2018	2017	2016
Central Washington University	4134	NP	*	83% (6)	N/A		
Cleveland State University	4238	NP	*	50% (6)	N/A		
Oregon Institute of Technology	4247 (51348)	Both	*	100% (11)		N/A	
University of Southern Mississippi (MS)	4283	NP	*	83% (12)		N/A	
Trinity Christian College (discontinued)	4085	Hybrid	*	71% (14)		50% (10)	N/A
The Ohio State University	4119 (51314)	Online	*	67% (9)		*	N/A
University of Dublin Trinity College	4281	NP	*	67% (6)		*	
Northeastern University (School Psychology)	4313 (51207)	Online	*	65% (8)		*	
Gonzaga University	4236	Campus	*	57% (7)		*	N/A
Fresno Pacific University	4251	Both	*	56% (9)		N/A	
Hofstra University	4218 (51275)	Online	*	50% (8)		*	N/A
Tel Aviv University	4372	NP	*	33% (9)		*	
Mercyhurst University	4100 (51309)	Both	*	*	83% (6)		N/A
University of Waikato	4143 (51264)	Hybrid	*	*	71% (7)		N/A
Eastern University	4434 (51128)	Online	*	*	43% (7)		82% (11)
ABA Centre ROSTOK	4393	NP	*	N/A			
ABA Training Solutions	4509	Online	*	N/A			
Alcanzando	4356	NP	*	N/A			
American University of Beirut	4506	Hybrid	*	N/A			
Association Agir et Vivre l'Autisme	4446	Campus	*	N/A			
Association for training in Neurodevelopment MONORODI	4261	NP	*	N/A			
Association Francaise de L'ABA	4182	Online	*	N/A			
Associations for the Advancement of Radical Behavior Analysis and the Italian-American Association of Behavior Analysis and Modification, and Behavioral- Cognitive Therapy (AARBA-AIAMC)	4513 (51178)	Both	*	N/A			
Atbalsts Latvia	4455	Campus	*	N/A			

* = The course sequence had fewer than 6 first-time candidates during the year.

** = "Hybrid" programs consist of both distance and on-campus courses, while programs designated as "Both" require students to choose one mode of instruction (either all online or all on-campus).

NP = Mode not provided by ABAI

N/A = The course sequence is within its first 4 years of operation.

Sorted by Percentage of Candidates who Passed

Sorted by Percentage of Candidates who Passed			Pass Rate (# of First-time Candidates)				
Institution (Sorted by Pass Rate)	VCS #s 4th ed. (5th ed.)	Mode**	2020	2019	2018	2017	2016
Auburn University	4407 (51175)	Both	*	N/A			
Azerbaijan Agdam Social College	4512	NP	*	N/A			
Behavior Momentum India	4067	NP	*	N/A			
Behaviour Analysis Academy	4410	NP	*	N/A			
Biruni University	4507	NP	*	N/A			
Bowling Green State University	41002 (51325)	Online	*	N/A			
CAPPDR-SEEK	4394 (51249)	Hybrid	*	N/A			
Central Michigan University	4223 (51353)	Both	*	N/A			
Chicago School of Professional Psychology (DC)	4498 (51235)	Campus	*	N/A			
Chicago School of Professional Psychology (Dallas)	4500 (51237)	Both	*	N/A			
Chicago School of Professional Psychology (IR, LA, SD)	4502 (51239)	Hybrid	*	N/A			
Clarion University	4492 (51092)	Online	*	N/A			
Clemson University (Romania)	4128	Online	*	N/A			
Clemson University	51288	Online	N/A				
College of Mount Saint Vincent	4504	Campus	*	N/A			
Consorzio Universitario Humanitas	51334	Online	N/A				
Dar Al Hekma University	51098	Campus	*	N/A			
David Yellin Academic College of Education	4330 (51072)	Both	*	N/A			
Dordt University	51369	Online	N/A				
Duquesne University	4095 (51266)	Both	*	N/A			
Eastern Kentucky University	41010 (51218)	Online	*	N/A			
Eastern Michigan University	51090	Campus	*	N/A			
Emirates College for Advanced Education	4508 (51227)	Hybrid	*	N/A			
Eötvös Lóránd Tudományegyetem (Eötvös Lóránd University)	41011	Campus	*	N/A			
Faculdade INESP - Grupo Método, São Paulo	4480 (51138)	Both	*	N/A			

* = The course sequence had fewer than 6 first-time candidates during the year.

** = "Hybrid" programs consist of both distance and on-campus courses, while programs designated as "Both" require students to choose one mode of instruction (either all online or all on-campus).

NP = Mode not provided by ABAI

N/A = The course sequence is within its first 4 years of operation.

Sorted by Percentage of Candidates who Passed

Sorted by Percentage of Candidates who Passed			Pass Rate (# of First-time Candidates)				
Institution (Sorted by Pass Rate)	VCS #s 4th ed. (5th ed.)	Mode**	2020	2019	2018	2017	2016
Federal University of Sao Carlos	4441	NP	*	N/A			
Felician University	4485 (51279)	Campus	*	N/A			
Florida Institute of Technology (Melbourne, OBM)	51035	Campus	*	N/A			
Florida International University	4516 (51290)	Hybrid	*	N/A			
Francis Marion University	4468	NP	*	N/A			
Georgian Court University	51049	Campus	N/A				
Griffith University	51069	Online	*	N/A			
Griffith University	51170	Online	*	N/A			
Hebrew University of Jerusalem	4339	NP	*	N/A			
Institute for Accessibility Development Tsinghua University	51037	Hybrid	*	N/A			
Instituto Walden 4	4342	NP	*	N/A			
Kean University	4370 (51354)	Campus	*	N/A			
Kibbutzim College	4239 (51125)	Campus	*	N/A			
Konrad Lorenz University	4470	Both	*	N/A			
Kutztown University of Pennsylvania	4443 (51277)	Online	*	N/A			
Louisiana State University	4219 (51355)	Campus	*	N/A			
Loyola Marymount University	4465 (51023)	Online	*	N/A			
Malta College of Arts, Science, & Technology	4510	Campus	*	N/A			
Marian University	51115	Online	*	N/A			
Marquette University	4503 (51132)	Campus	*	N/A			
Mary Baldwin University	4201 (51234)	Both	*	N/A			
Masaryk University	4402 (51318)	Campus	*	N/A			
McNeese State University (degree)	51245	Both	N/A				
Mercy College	4198	Both	*	N/A			
Michigan School of Professional Psychology	4426 (51177)	Campus	*	N/A			

* = The course sequence had fewer than 6 first-time candidates during the year.

** = "Hybrid" programs consist of both distance and on-campus courses, while programs designated as "Both" require students to choose one mode of instruction (either all online or all on-campus).

NP = Mode not provided by ABAI

N/A = The course sequence is within its first 4 years of operation.

Sorted by Percentage of Candidates who Passed

Sorted by Percentage of Candidates who Passed			Pass Rate (# of First-time Candidates)				
Institution (Sorted by Pass Rate)	VCS #s 4th ed. (5th ed.)	Mode**	2020	2019	2018	2017	2016
Mississippi State University	4291 (51081)	Campus	*			N/A	
Mississippi State University	51221	Both	N/A				
Monash University (Allied Health Sciences)	51170	Online	N/A				
Moscow Centre of Pedagogy and Psychology	4363 (51380)	Hybrid	*	N/A			
Moscow Institute of Psychoanalysis	4075	NP	*	N/A			
Multicultural Alliance of Behavior Analysts	4269	NP	*		N/A		
Murray State University	51027	Both	*	N/A			
National Changhua University of Education (Graduate Institute of Rehabilitation)	4220	Both	*	N/A			
National Changhua University of Education (College of Extension Education)	4457	Hybrid	*	N/A			
National Louis University (MS in ABA)	4447 (51179)	Hybrid	*	N/A			
National Louis University (EdS in ABA)	4448 (51180)	Hybrid	*	N/A			
National Pingtung University	4486	Campus	*	N/A			
Northcentral University	51286	Online	N/A				
Northern Kentucky University	4348	Online	*	N/A			
Northern Vermont University-Johnson	4476	Hybrid	*	N/A			
Nova Southeastern University (MS in Child Protection)	4439 (51066)	Both	*	N/A			
Nova Southeastern University (Doctorate in Special Education)	4167 (51063)	Online	*	N/A			
Oklahoma State University	4155 (51362)	Campus	*	N/A			
Oslo and Akershus University College of Applied Sciences	4488	NP	*	N/A			
Ouachita Baptist University	51135	Both	N/A				
Peking University Health Science Center	51210	Both	N/A				
Philadelphia College of Osteopathic Medicine (coursework only)	4160 (51292)	Online	*	N/A			
Purdue University	4491 (51139)	Both	*	N/A			
Pusan National University	4388	Campus	*	N/A			
Qingdao University	4454	Online	*	N/A			

* = The course sequence had fewer than 6 first-time candidates during the year.

** = "Hybrid" programs consist of both distance and on-campus courses, while programs designated as "Both" require students to choose one mode of instruction (either all online or all on-campus).

NP = Mode not provided by ABAI

N/A = The course sequence is within its first 4 years of operation.

Sorted by Percentage of Candidates who Passed

Sorted by Percentage of Candidates who Passed			Pass Rate (# of First-time Candidates)				
Institution (Sorted by Pass Rate)	VCS #s 4th ed. (5th ed.)	Mode**	2020	2019	2018	2017	2016
Regis College	4514 (51165)	Online	*	N/A			
Reykjavík University	4089 (51241)	Campus	*	N/A			
San Diego State University (Counseling and School Psychology)	4487	Campus	*	N/A			
SEEK Applied Behavior Analysis Association-Taiwan	4395 (51246)	Hybrid	*	N/A			
Sheba Medical Center	51374	Both	N/A				
Shippensburg University	4278	Both	*		N/A		
Slippery Rock University of Pennsylvania	4478 (51343)	Online	*	N/A			
St. Edwards University (Degree)	51206	Online	N/A				
St. Edwards University (Certificate)	51331	Online	N/A				
St. John's University	4328	NP	*		N/A		
Stephen F. Austin State University	51361	Hybrid	N/A				
Stockholm University	4475	Campus	*	N/A			
SWPS University of Social Sciences and Humanities	4368	Campus	*	N/A			
Tennessee Technological University	4354 (51283)	Online	*		N/A		
The Children’s Institute of Hong Kong Limited	4481	Both	*	N/A			
Touro College	4464 (51310)	Both	*	N/A			
Touro University Nevada	51071	Both	*	N/A			
Trinity Christian College (new)	4453 (51130)	Hybrid	*	N/A			
Troy University	51280	Hybrid	N/A				
Universidad Autónoma de Chile	4401	Campus	*	N/A			
Universidad Complutense De Madrid	4466 (51215)	Online	*	N/A			
Universidad del Istmo de Guatemala	4469	NP	*	N/A			
Universidad Iberoamericana	4428	NP	*	N/A			
Universidade Estadual de Londrina	4442	Campus	*	N/A			
University of Alabama in Huntsville	51031	Online	*	N/A			

* = The course sequence had fewer than 6 first-time candidates during the year.

** = "Hybrid" programs consist of both distance and on-campus courses, while programs designated as "Both" require students to choose one mode of instruction (either all online or all on-campus).

NP = Mode not provided by ABAI

N/A = The course sequence is within its first 4 years of operation.

Sorted by Percentage of Candidates who Passed

Sorted by Percentage of Candidates who Passed			Pass Rate (# of First-time Candidates)				
Institution (Sorted by Pass Rate)	VCS #s 4th ed. (5th ed.)	Mode**	2020	2019	2018	2017	2016
University of California Riverside	4494 (51291)	Campus	*	N/A			
University of Central Florida	4515 (51211)	Both	*	N/A			
University of Central Missouri	4353 (51281)	Online	*		N/A		
University of Colorado Springs	41008 (51220)	Both	*	N/A			
University of Dayton	51030	Online	*	N/A			
University of Detroit Mercy	51195	Campus	N/A				
University of Florida	4265	Campus	*		N/A		
University of Gdansk	4340	Campus	*	N/A			
University of Illinois	4058	Both	*	N/A			
University of Iowa	4409 (51216)	Hybrid	*	N/A			
University of Kansas	4432 (51016)	Campus	*	N/A			
University of Kent (Positive Behaviour Support)	4427	Campus	*	N/A			
University of Lille	4101	NP	*	N/A			
University of Manitoba	4338 (51079)	Campus	*		N/A		
University of Massachusetts Lowell	51200	Online	N/A				
University of Michigan - Dearborn	4451 (51190)	Campus	*	N/A			
University of Minnesota	4471 (51095)	Campus	*	N/A			
University of Mississippi	51199	Hybrid	N/A				
University of Missouri St. Louis (Certificate)	51308	Online	N/A				
University of Nevada Reno (Special Education)	51001	Both	N/A				
University of North Carolina Charlotte	51033	Online	*	N/A			
University of Oregon	4216	NP	*	N/A			
University of Parma	4151 (51262)	Hybrid	*	N/A			
University of Scranton	41003 (51304)	Hybrid	*	N/A			
University of South Florida (School Psychology)	51149	Both	N/A				

* = The course sequence had fewer than 6 first-time candidates during the year.

** = "Hybrid" programs consist of both distance and on-campus courses, while programs designated as "Both" require students to choose one mode of instruction (either all online or all on-campus).

NP = Mode not provided by ABAI

N/A = The course sequence is within its first 4 years of operation.

Sorted by Percentage of Candidates who Passed

Sorted by Percentage of Candidates who Passed			Pass Rate (# of First-time Candidates)				
Institution (Sorted by Pass Rate)	VCS #s 4th ed. (5th ed.)	Mode**	2020	2019	2018	2017	2016
University of Southern Mississippi (PhD)	4518	NP	*	N/A			
University of Tampere	4307	NP	*	N/A			
University of Tennessee	4344 (51258)	Campus	*	*	N/A		
University of Texas Rio Grande Valley (Psychology)	4250 (51296)	Campus	*				
University of Texas Rio Grande Valley (Human Development and School Services)	51102	Hybrid	*	N/A			
University of Texas San Antonio (Educational Psychology)	51257	Both	*	N/A			
University of Virginia	4473 (51256)	Online	*	N/A			
Vanderbilt University	51299	Online	N/A				
Walden University	41001 (51342)	Online	*	N/A			
West University of Timisoara (WUT)	51078	Campus	*	N/A			
West Virginia University	4148 (51121)	Campus	*	N/A			
Western Michigan University (Special Education)	4495 (51294)	Hybrid	*	N/A			
Wichita State University	41005 (51363)	Both	*	N/A			
York College of Pennsylvania	51143	Hybrid	*	N/A			
Youngstown State University	4378 (51346)	Campus	*	N/A			

* = The course sequence had fewer than 6 first-time candidates during the year.

** = "Hybrid" programs consist of both distance and on-campus courses, while programs designated as "Both" require students to choose one mode of instruction (either all online or all on-campus).

NP = Mode not provided by ABAI

N/A = The course sequence is within its first 4 years of operation.



BCBA Examination Pass Rates: Sorted by Percentage of Candidates who Passed (Campus Only)

Campus Only

			Pass Rate (# of First-time Candidates)				
Institution (Sorted by Pass Rate)	VCS #s 4th ed. (5th ed.)	Mode**	2020	2019	2018	2017	2016
University of Houston Clear Lake	4133 (51124)	Campus	100% (13)		91% (11)	100% (8)	86% (14)
Aurora University	4112 (51172)	Campus	100% (12)	71% (17)	89% (19)	58% (12)	75% (12)
California State University Sacramento	4172	Campus	100% (11)		90% (10)		*
University of the Pacific	4215	Campus	100% (11)		*		
California State University Fresno	4246 (51176)	Campus	100% (10)		*		
Johns Hopkins University	4083 (51298)	Campus	100% (9)	76% (17)		89% (9)	N/A
Georgia State University	4127 (51203)	Campus	100% (8)	71% (21)	78% (9)	*	N/A
Pennsylvania State University Harrisburg	4011 (51109)	Campus	100% (8)	60% (10)		80% (15)	56% (9)
Arizona State University	4290 (51151)	Campus	100% (7)	84% (19)	N/A		
University of Maryland Baltimore County	4233 (51301)	Campus	100% (7)	83% (6)	100% (7)	92% (12)	100% (12)
University of Auckland	4063	Campus	100% (7)		100% (12)		*
Auburn University	4001 (51007)	Campus	100% (7)		*		90% (10)
Brigham Young University	4425 (51267)	Campus	100% (7)		N/A		
University of North Carolina Wilmington	4289 (51041)	Campus	100% (6)	100% (7)	100% (10)	100% (9)	
Temple University	4004 (51189)	Campus	100% (6)	90% (10)	86% (7)	43% (7)	
San Diego State University (Special Education)	4222 (51284)	Campus	100% (6)	77% (13)	55% (11)	50% (12)	*
University of Ulster Coleraine	4352	Campus	100% (6)		*	N/A	
Pittsburg State University	4490	Campus	100% (6)		N/A		
Florida State University	4046 (51329)	Campus	93% (14)	100% (22)	100% (21)	88% (17)	88% (17)
Baylor University	4084 (51014)	Campus	93% (14)	100% (7)	93% (14)	85% (7)	N/A
Rutgers University	4033 (51067)	Campus	93% (14)	80% (15)	93% (14)	82% (11)	81% (16)
University of Kent (Applied Behaviour Analysis)	4010 (51044)	Campus	92% (13)	75% (8)	100% (8)	57% (7)	83% (6)
Bangor University (certificate)	4461	Campus	91% (11)	N/A			
James Madison Univeristy	4122 (51306)	Campus	91% (11)		89% (9)	100% (6)	100% (7)
Florida Institute of Technology (Melbourne)	4333 (51058)	Campus	90% (10)	95% (20)	82% (22)	72% (18)	92% (26)

* = The course sequence had fewer than 6 first-time candidates during the year.

** = "Hybrid" programs consist of both distance and on-campus courses, while programs designated as "Both" require students to choose one mode of instruction (either all online or all on-campus).

NP = Mode not provided by ABAI

N/A = The course sequence is within its first 4 years of operation.



Sorted by Percentage of Candidates who Passed (Campus Only)

Sorted by Percentage of Candidates who Passed (Campus Only)			Pass Rate (# of First-time Candidates)				
Institution (Sorted by Pass Rate)	VCS #s 4th ed. (5th ed.)	Mode**	2020	2019	2018	2017	2016
Drake University	4437 (51129)	Campus	90% (10)	N/A			
Regis College	4047 (51185)	Campus	89% (19)	100% (8)	78% (9)	100% (7)	89% (9)
Rollins College	4375 (51186)	Campus	89% (19)	N/A			
Western New England University	4012 (51193)	Campus	89% (18)	97% (37)	87% (23)	96% (27)	94% (36)
Vanderbilt University	4187 (51141)	Campus	88% (24)	94% (32)	96% (26)	96% (27)	94% (16)
Antioch University	4022 (51240)	Campus	87% (15)	92% (12)	92% (12)	92% (12)	70% (10)
National University of Ireland Galway	4297 (51074)	Campus	86% (7)	82% (11)	100% (7)	100% (6)	100% (8)
University of Nevada Reno (Behavior Analysis)	4322 (51168)	Campus	86% (7)	67% (9)	*		100% (8)
Whitworth University	4308 (51112)	Campus	86% (7)		N/A		
University of Southern California	4423 (51118)	Campus	86% (7)		N/A		
University of Rochester	4003 (51328)	Campus	85% (13)		67% (9)	56% (9)	*
Simmons University	4237 (51144)	Campus	83% (30)	87% (108)	85% (68)	83% (70)	81% (52)
California State University Los Angeles	4110 (51006)	Campus	83% (12)	78% (23)	67% (21)	67% (18)	70% (17)
University of South Wales	4135 (51103)	Campus	83% (6)	100% (12)	89% (9)	80% (10)	*
Salem State University	4065 (51242)	Campus	82% (11)		86% (7)		*
Florida Institute of Technology (Orlando)	4334 (51059)	Campus	81% (16)		88% (8)	100% (11)	N/A
University of Saint Joseph	4275 (51040)	Campus	80% (15)	73% (15)	64% (28)	70% (27)	75% (12)
Assumption College	4362 (51127)	Campus	79% (14)	N/A			
University of South Florida (Applied Behavior Analysis)	4286 (51192)	Campus	75% (53)	82% (57)	92% (52)	70% (10)	72% (25)
University of New Mexico	4121 (51330)	Campus	75% (8)	70% (10)		*	N/A
University of Missouri Columbia	4326 (51032)	Campus	73% (11)		N/A		
University of North Texas	4193	Campus	71% (7)	94% (17)	82% (11)	87% (15)	68% (25)
Seton Hall University	4305 (51029)	Campus	71% (7)	27% (15)		N/A	
University of Miami	4459 (51005)	Campus	71% (7)	N/A			
University of Georgia	4123 (51340)	Campus	70% (10)	88% (33)	79% (14)	N/A	
Texas State University	4126 (51061)	Campus	64% (22)	70% (20)	56% (9)	89% (9)	83% (12)
California State University Stanislaus	4243 (51117)	Campus	64% (14)		83% (6)	88% (8)	*

* = The course sequence had fewer than 6 first-time candidates during the year.

** = "Hybrid" programs consist of both distance and on-campus courses, while programs designated as "Both" require students to choose one mode of instruction (either all online or all on-campus).

NP = Mode not provided by ABAI

N/A = The course sequence is within its first 4 years of operation.



Sorted by Percentage of Candidates who Passed (Campus Only)

Sorted by Percentage of Candidates who Passed (Campus Only)			Pass Rate (# of First-time Candidates)				
Institution (Sorted by Pass Rate)	VCS #s 4th ed. (5th ed.)	Mode**	2020	2019	2018	2017	2016
University of Central Oklahoma	4098 (51054)	Campus	60% (10)	57% (7)	60% (10)		*
University of Massachusetts Boston	4189 (51093)	Campus	57% (7)	63% (19)	75% (12)	70% (10)	55% (9)
Tennessee Technological University	4274 (51282)	Campus	56% (9)		N/A		
University of Nevada Las Vegas	4267	Campus	54% (24)	58% (12)	N/A		
Baekseok University	4306 (51008)	Campus	50% (12)	57% (7)	N/A		
Southern Connecticut State University	4258 (51153)	Campus	50% (10)		*		71% (7)
Long Island University (Brooklyn)	4252	Campus	50% (8)	N/A			
Florida Atlantic University	4374 (51327)	Campus	50% (6)	83% (6)		*	75% (8)
Missouri State University	4422	Campus	50% (6)	N/A			
University of Salerno	4296	Campus	43% (7)	33% (9)		N/A	
Salve Regina University	4020 (51110)	Campus	40% (15)	63% (19)	57% (21)	88% (16)	47% (17)
Long Island University (Post)	4203 (51289)	Campus	38% (13)	40% (10)	30% (10)	63% (8)	*
Istituto per la Ricerca, la Formazione e l'Informazione sulle Disabilità	4149	Campus	33% (9)	50% (16)	40% (10)	N/A	
La Sierra University	4192	Campus	29% (7)		33% (6)		N/A
Yonsei University	4165	Campus	27% (11)	20% (10)	38% (8)	N/A	
Kongju National University	4041 (51244)	Campus	26% (19)	25% (8)	30% (10)	30% (10)	N/A
Azusa Pacific University	4174 (51263)	Campus	25% (12)		N/A		
Gonzaga University	4236	Campus	*	57% (7)		*	N/A

* = The course sequence had fewer than 6 first-time candidates during the year.

** = "Hybrid" programs consist of both distance and on-campus courses, while programs designated as "Both" require students to choose one mode of instruction (either all online or all on-campus).

NP = Mode not provided by ABAI

N/A = The course sequence is within its first 4 years of operation.



BCBA Examination Pass Rates: Sorted by Percentage of Candidates who Passed (Online Only)

(Online Only)

			Pass Rate (# of First-time Candidates)				
Institution (Sorted by Pass Rate)	VCS #s 4th ed. (5th ed.)	Mode**	2020	2019	2018	2017	2016
Cairn University	4418 (51075)	Online	100% (8)	N/A			
University of Kansas	4433 (51017)	Online	100% (8)	N/A			
Grand Valley State University	4255 (51039)	Online	100% (7)		*	N/A	
Western University	4190 (51173)	Online	88% (51)	86% (35)	86% (35)	N/A	
Western Connecticut State University	4077 (51003)	Online	82% (28)	64% (22)	66% (29)	50% (8)	63% (11)
Texas A&M University	4061 (51231)	Online	81% (16)	79% (14)	63% (24)	57% (14)	46% (13)
Florida Institute of Technology (Certificate Program)	4038 (51228)	Online	76% (405)	75% (603)	78% (581)	74% (554)	71% (631)
University of Houston Victoria	4054 (51123)	Online	75% (12)		71% (7)		N/A
California University of Pennsylvania	4241 (51285)	Online	75% (8)	20% (10)	33% (6)	N/A	
University of North Texas	4117 (51002)	Online	74% (38)	63% (99)	54% (115)	60% (83)	64% (70)
University of Colorado Denver	4181 (51088)	Online	73% (11)	61% (18)	73% (15)	58% (19)	64% (11)
Texas Tech University (Special Education)	4460	Online	71% (7)	N/A			
Russell Sage College	4021 (51094)	Online	68% (25)	73% (78)	72% (71)	68% (87)	67% (72)
University of West Florida	4043 (51253)	Online	67% (99)	61% (84)	56% (124)	63% (71)	47% (81)
Michigan State University	4062 (51052)	Online	67% (6)		*		N/A
Ball State University	4199 (51134)	Online	66% (499)	61% (845)	64% (627)	62% (456)	61% (310)
University of Northern Colorado	4310 (51303)	Online	64% (22)	72% (29)	N/A		
Southeast Missouri State University	4314 (51160)	Online	63% (16)	40% (10)	N/A		
Northern Arizona University	4091 (51184)	Online	63% (16)	20% (10)	33% (12)	*	
Portland State University	4336 (51164)	Online	63% (8)	100% (6)	N/A		
California State University San Marcos	4107 (51106)	Online	63% (8)	50% (20)	69% (16)	N/A	
Arizona State University	4064 (51171)	Online	61% (603)	55% (642)	59% (501)	65% (329)	61% (221)
University of North Dakota	4090 (51077)	Online	60% (20)	68% (22)	70% (20)	67% (15)	N/A
Webster University	4332 (51012)	Online	60% (10)	63% (8)	N/A		
Montana State University Billings	4124 (51273)	Online	60% (10)		75% (8)	64% (11)	50% (6)

* = The course sequence had fewer than 6 first-time candidates during the year.

** = "Hybrid" programs consist of both distance and on-campus courses, while programs designated as "Both" require students to choose one mode of instruction (either all online or all on-campus).

NP = Mode not provided by ABAI

N/A = The course sequence is within its first 4 years of operation.



Sorted by Percentage of Candidates who Passed (Online Only)

Sorted by Percentage of Candidates who Passed (Online Only)			Pass Rate (# of First-time Candidates)				
Institution (Sorted by Pass Rate)	VCS #s 4th ed. (5th ed.)	Mode**	2020	2019	2018	2017	2016
Brandman University	4357 (51295)	Online	59% (32)	52% (23)	N/A		
University of Nevada Reno (Satellite Program in BA)	4292 (51120)	Online	58% (12)	43% (14)		28% (7)	100% (7)
Touro University California	4303 (51043)	Online	58% (12)		N/A		
University of Cincinnati	4013 (51136)	Online	57% (150)	58% (189)	55% (183)	47% (158)	55% (121)
Kent State University	4242	Online	57% (7)		75% (8)		N/A
University of Missouri St. Louis (Degree)	4244 (51004)	Online	57% (7)		*	75% (8)	*
Northeastern University (Health Sciences)	4284 (51019)	Online	56% (16)	61% (23)	72% (18)	78% (33)	75% (8)
Nova Southeastern University (MS in Counseling)	4166 (51064)	Online	54% (28)	54% (26)	39% (38)	51% (43)	48% (54)
Shenandoah University	4118 (51042)	Online	53% (17)		18% (11)		N/A
University of Wisconsin Whitewater	4235 (51013)	Online	50% (12)	N/A			
Saint Joseph’s University (Special Education)	4497 (51336)	Online	50% (10)	N/A			
University of Arkansas	4086 (51028)	Online	50% (6)	30% (10)		*	N/A
Monmouth University	4132 (51287)	Online	50% (6)	N/A			
Texas Tech University (Educational Psychology & Leadership)	4111 (51024)	Online	48% (21)	59% (22)	47% (34)	50% (20)	43% (14)
Capella University	4140 (51108)	Online	47% (449)	44% (416)	43% (275)	N/A	
Purdue University Global (Kaplan)	4139 (51025)	Online	47% (133)	40% (159)	40% (148)	35% (138)	47% (104)
ABA Spain Madrid	4316	Online	46% (285)	38% (232)	18% (72)	25% (44)	27% (29)
Fitchburg State University	4232 (51225)	Online	44% (9)	43% (14)	45% (11)	N/A	
Nova Southeastern University (MS in Developmental Disabilities)	4438 (51065)	Online	43% (14)	42% (24)	39% (18)	71% (7)	N/A
Arcadia University	4088 (51174)	Online	40% (10)	31% (13)	29% (14)	32% (19)	38% (13)
Saint Joseph’s University (Criminal Justice)	4035	Online	39% (28)	57% (23)	57% (7)		36% (11)
University of California Santa Barbara	4337 (51083)	Online	38% (29)	24% (38)	N/A		
Old Dominion University	4097 (51011)	Online	38% (8)		*		N/A
Chicago School of Professional Psychology	4499 (51236)	Online	33% (9)	N/A			
Brandman University	4146	Online	26% (23)	38% (26)	50% (22)	40% (10)	69% (13)
East Stroudsburg University	4300 (51223)	Online	25% (8)		*	N/A	
The Ohio State University	4119 (51314)	Online	*	67% (9)		*	N/A

* = The course sequence had fewer than 6 first-time candidates during the year.

** = "Hybrid" programs consist of both distance and on-campus courses, while programs designated as "Both" require students to choose one mode of instruction (either all online or all on-campus).

NP = Mode not provided by ABAI

N/A = The course sequence is within its first 4 years of operation.



Sorted by Percentage of Candidates who Passed (Online Only)

			Pass Rate (# of First-time Candidates)				
Institution (Sorted by Pass Rate)	VCS #s 4th ed. (5th ed.)	Mode**	2020	2019	2018	2017	2016
Northeastern University (School Psychology)	4313 (51207)	Online	*	65% (8)		*	
Hofstra University	4218 (51275)	Online	*	50% (8)		*	N/A
Eastern University	4434 (51128)	Online	*	*	43% (7)		82% (11)

* = The course sequence had fewer than 6 first-time candidates during the year.

** = "Hybrid" programs consist of both distance and on-campus courses, while programs designated as "Both" require students to choose one mode of instruction (either all online or all on-campus).

NP = Mode not provided by ABAI

N/A = The course sequence is within its first 4 years of operation.



BCBA Examination Pass Rates: Sorted by Candidate Volume

Institution (Sorted by # of Students)	VCS #s 4th ed. (5th ed.)	Mode**	Pass Rate (# of First-time Candidates)				
			2020	2019	2018	2017	2016
Arizona State University	4064 (51171)	Online	61% (603)	55% (642)	59% (501)	65% (329)	61% (221)
Ball State University	4199 (51134)	Online	66% (499)	61% (845)	64% (627)	62% (456)	61% (310)
Capella University	4140 (51108)	Online	47% (449)	44% (416)	43% (275)	N/A	
Florida Institute of Technology (Certificate Program)	4038 (51228)	Online	76% (405)	75% (603)	78% (581)	74% (554)	71% (631)
ABA Spain Madrid	4316	Online	46% (285)	38% (232)	18% (72)	25% (44)	27% (29)
National University	4147 (51317)	Both	48% (226)	42% (285)	46% (207)	48% (126)	38% (107)
Florida Institute of Technology (Degree Program)	4413	Hybrid	90% (151)	88% (107)	89% (55)	79% (47)	N/A
University of Cincinnati	4013 (51136)	Online	57% (150)	58% (189)	55% (183)	47% (158)	55% (121)
Chicago School of Professional Psychology	4142	Both	59% (135)	64% (137)	65% (142)	71% (128)	66% (96)
Purdue University Global (Kaplan)	4139 (51025)	Online	47% (133)	40% (159)	40% (148)	35% (138)	47% (104)
University of West Florida	4043 (51253)	Online	67% (99)	61% (84)	56% (124)	63% (71)	47% (81)
Bay Path University	4191 (51034)	Both	75% (91)	88% (56)	86% (56)	N/A	
George Mason University	4136 (51332)	Both	61% (77)	61% (51)	76% (62)	64% (47)	75% (56)
Endicott College	4159 (51056)	Both	81% (62)	68% (72)	63% (89)	73% (71)	76% (37)
University of South Florida (Applied Behavior Analysis)	4286 (51192)	Campus	75% (53)	82% (57)	92% (52)	70% (10)	72% (25)
Western University	4190 (51173)	Online	88% (51)	86% (35)	86% (35)	N/A	
Saint Joseph's University	4034	NP	38% (47)	36% (42)	42% (62)	43% (44)	45% (29)
Pennsylvania State University	4027 (51097)	Both	56% (45)	60% (52)	54% (50)	79% (34)	62% (37)
Brock University	4234 (51276)	Hybrid	91% (44)	96% (74)	92% (73)	89% (57)	79% (38)
University of North Texas	4117 (51002)	Online	74% (38)	63% (99)	54% (115)	60% (83)	64% (70)
University of Massachusetts Lowell	4162 (51259)	Hybrid	66% (38)	65% (51)	58% (45)	62% (52)	73% (64)
University of Washington	4106 (51053)	Both	85% (34)	91% (47)	81% (54)	85% (41)	79% (39)
Brandman University	4357 (51295)	Online	59% (32)	52% (23)	N/A		
Simmons University	4237 (51144)	Campus	83% (30)	87% (108)	85% (68)	83% (70)	81% (52)

* = The course sequence had fewer than 6 first-time candidates during the year.

** = "Hybrid" programs consist of both distance and on-campus courses, while programs designated as "Both" require students to choose one mode of instruction (either all online or all on-campus).

NP = Mode not provided by ABAI

N/A = The course sequence is within its first 4 years of operation.



Sorted by Candidate Volume

Sorted by Candidate Volume			Pass Rate (# of First-time Candidates)				
Institution (Sorted by # of Students)	VCS #s 4th ed. (5th ed.)	Mode**	2020	2019	2018	2017	2016
University of California Santa Barbara	4337 (51083)	Online	38% (29)	24% (38)	N/A		
Monash University (Education)	4450, 41013 (51150)	Hybrid	89% (28)	N/A			
Western Connecticut State University	4077 (51003)	Online	82% (28)	64% (22)	66% (29)	50% (8)	63% (11)
Nova Southeastern University (MS in Counseling)	4166 (51064)	Online	54% (28)	54% (26)	39% (38)	51% (43)	48% (54)
Saint Joseph’s University (Criminal Justice)	4035	Online	39% (28)	57% (23)	57% (7)		36% (11)
Cambridge College	4302 (51122)	Hybrid	85% (26)	94% (35)	86% (29)	88% (17)	87% (32)
Queen's University Belfast	4042 (51062)	Both	81% (26)	91% (23)	92% (12)	90% (10)	N/A
Drexel University	4280 (51351)	Both	62% (26)	69% (29)	N/A		
Russell Sage College	4021 (51094)	Online	68% (25)	73% (78)	72% (71)	68% (87)	67% (72)
Vanderbilt University	4187 (51141)	Campus	88% (24)	94% (32)	96% (26)	96% (27)	94% (16)
University of Nevada Las Vegas	4267	Campus	54% (24)	58% (12)	N/A		
Southern Illinois University Carbondale	4249 (51055)	Both	65% (23)	52% (33)	49% (51)	78% (37)	77% (61)
Brandman University	4146	Online	26% (23)	38% (26)	50% (22)	40% (10)	69% (13)
Saint Cloud State University	4029 (51082)	Both	82% (22)	90% (21)	100% (21)	96% (24)	96% (29)
University of Northern Colorado	4310 (51303)	Online	64% (22)	72% (29)	N/A		
Texas State University	4126 (51061)	Campus	64% (22)	70% (20)	56% (9)	89% (9)	83% (12)
Texas Tech University (Educational Psychology & Leadership)	4111 (51024)	Online	48% (21)	59% (22)	47% (34)	50% (20)	43% (14)
University of North Dakota	4090 (51077)	Online	60% (20)	68% (22)	70% (20)	67% (15)	N/A
Regis College	4047 (51185)	Campus	89% (19)	100% (8)	78% (9)	100% (7)	89% (9)
Rollins College	4375 (51186)	Campus	89% (19)	N/A			
Pepperdine University	4414 (51269)	Both	84%(19)	N/A			
Clemson University	4087	NP	68% (19)	68% (25)	31% (26)	N/A	
William James College	4420 (51297)	Both	53% (19)		N/A		
Kongju National University	4041 (51244)	Campus	26% (19)	25% (8)	30% (10)	30% (10)	N/A
Western New England University	4012 (51193)	Campus	89% (18)	97% (37)	87% (23)	96% (27)	94% (36)

* = The course sequence had fewer than 6 first-time candidates during the year.

** = "Hybrid" programs consist of both distance and on-campus courses, while programs designated as "Both" require students to choose one mode of instruction (either all online or all on-campus).

NP = Mode not provided by ABAI

N/A = The course sequence is within its first 4 years of operation.



Sorted by Candidate Volume

Sorted by Candidate Volume			Pass Rate (# of First-time Candidates)				
Institution (Sorted by # of Students)	VCS #s 4th ed. (5th ed.)	Mode**	2020	2019	2018	2017	2016
University of Texas Austin	4026 (51305)	Both	83% (18)	88% (24)	96% (23)	83% (24)	82% (17)
Wayne State University	4060 (51086)	Hybrid	65% (17)	83% (24)	67% (21)	45% (11)	N/A
Oakland University	4096 (51198)	Both	65% (17)	65% (26)	67% (9)	85% (13)	*
Shenandoah University	4118 (51042)	Online	53% (17)		18% (11)		N/A
Beijing Normal University	4435 (51104)	NP	94% (16)	N/A			
Texas A&M University	4061 (51231)	Online	81% (16)	79% (14)	63% (24)	57% (14)	46% (13)
Florida Institute of Technology (Orlando)	4334 (51059)	Campus	81% (16)		88% (8)	100% (11)	N/A
McNeese State University (certificate)	4069 (51154)	Both	69% (16)	78% (18)	75% (16)	73% (11)	*
Daemen College	4489 (51219)	Both	69% (16)	N/A			
Southeast Missouri State University	4314 (51160)	Online	63% (16)	40% (10)	N/A		
Northern Arizona University	4091 (51184)	Online	63% (16)	20% (10)	33% (12)	*	
Northeastern University (Health Sciences)	4284 (51019)	Online	56% (16)	61% (23)	72% (18)	78% (33)	75% (8)
University of Pittsburgh	4194 (51201)	Hybrid	93% (15)	69% (13)	67% (18)	71% (17)	67% (9)
Antioch University	4022 (51240)	Campus	87% (15)	92% (12)	92% (12)	92% (12)	70% (10)
University of Saint Joseph	4275 (51040)	Campus	80% (15)	73% (15)	64% (28)	70% (27)	75% (12)
Salve Regina University	4020 (51110)	Campus	40% (15)	63% (19)	57% (21)	88% (16)	47% (17)
Florida State University	4046 (51329)	Campus	93% (14)	100% (22)	100% (21)	88% (17)	88% (17)
Baylor University	4084 (51014)	Campus	93% (14)	100% (7)	93% (14)	85% (7)	N/A
Rutgers University	4033 (51067)	Campus	93% (14)	80% (15)	93% (14)	82% (11)	81% (16)
University of Dublin Trinity College	4381 (51196)	Both	86% (14)		N/A		
Assumption College	4362 (51127)	Campus	79% (14)	N/A			
Lipscomb University	4103 (51158)	Hybrid	71% (14)	58% (19)	72% (18)	71% (21)	N/A
University of Hawaii Manoa	4195 (51161)	Both	71% (14)	43% (7)	100% (9)	N/A	
California State University Stanislaus	4243 (51117)	Campus	64% (14)		83% (6)	88% (8)	*
Queens College (Education)	4225	Hybrid	57% (14)		67% (9)	N/A	

* = The course sequence had fewer than 6 first-time candidates during the year.

** = "Hybrid" programs consist of both distance and on-campus courses, while programs designated as "Both" require students to choose one mode of instruction (either all online or all on-campus).

NP = Mode not provided by ABAI

N/A = The course sequence is within its first 4 years of operation.



Sorted by Candidate Volume

Sorted by Candidate Volume			Pass Rate (# of First-time Candidates)				
Institution (Sorted by # of Students)	VCS #s 4th ed. (5th ed.)	Mode**	2020	2019	2018	2017	2016
Nicholls State University	4217 (51157)	Both	54% (14)	65% (23)	60% (15)	67% (12)	70% (10)
Nova Southeastern University (MS in Developmental Disabilities)	4438 (51065)	Online	43% (14)	42% (24)	39% (18)	71% (7)	N/A
University of Houston Clear Lake	4133 (51124)	Campus	100% (13)		91% (11)	100% (8)	86% (14)
University of Kent (Applied Behaviour Analysis)	4010 (51044)	Campus	92% (13)	75% (8)	100% (8)	57% (7)	83% (6)
ABA-CARDP	4384	Both	92% (13)	N/A			
Michigan State University	4367 (51051)	Hybrid	92% (13)		N/A		
Caldwell University	4169 (51381)	NP	85% (13)	80% (20)	63% (16)	64% (11)	78% (27)
University of Rochester	4003 (51328)	Campus	85% (13)		67% (9)	56% (9)	*
University of Texas San Antonio (Special Education)	4176 (51344)	Both	62% (13)	60% (20)	65% (20)	N/A	
Long Island University (Post)	4203 (51289)	Campus	38% (13)	40% (10)	30% (10)	63% (8)	*
Aurora University	4112 (51172)	Campus	100% (12)	71% (17)	89% (19)	58% (12)	75% (12)
Westfield State University	4180 (51046)	Both	100% (12)		*	92% (12)	90% (10)
California State University Northridge	4145 (51265)	Hybrid	83% (12)	92% (26)	100% (16)	92% (13)	94% (36)
California State University Los Angeles	4110 (51006)	Campus	83% (12)	78% (23)	67% (21)	67% (18)	70% (17)
Saint Louis University	4055	NP	83% (12)		86% (7)	100% (11)	80% (10)
Rider University	4115 (51085)	Hybrid	75% (12)	63% (24)	67% (24)	53% (36)	53% (15)
University of Houston Victoria	4054 (51123)	Online	75% (12)		71% (7)		N/A
St. Joseph's College	4070	Both	67% (12)	50% (10)	50% (14)	38% (8)	N/A
University of Nevada Reno (Satellite Program in BA)	4292 (51120)	Online	58% (12)	43% (14)		28% (7)	100% (7)
Northeastern University (Applied Psychology)	4366 (51020)	Both	58% (12)	N/A			
Touro University California	4303 (51043)	Online	58% (12)		N/A		
Baekseok University	4306 (51008)	Campus	50% (12)	57% (7)	N/A		
University of Wisconsin Whitewater	4235 (51013)	Online	50% (12)	N/A			
University of Arizona	4177 (51159)	Both	42% (12)	60% (10)	44% (9)	N/A	
University of Massachusetts Dartmouth	4209 (51111)	Hybrid	33% (12)		50% (10)	*	57% (7)

* = The course sequence had fewer than 6 first-time candidates during the year.

** = "Hybrid" programs consist of both distance and on-campus courses, while programs designated as "Both" require students to choose one mode of instruction (either all online or all on-campus).

NP = Mode not provided by ABAI

N/A = The course sequence is within its first 4 years of operation.



Sorted by Candidate Volume

Sorted by Candidate Volume			Pass Rate (# of First-time Candidates)				
Institution (Sorted by # of Students)	VCS #s 4th ed. (5th ed.)	Mode**	2020	2019	2018	2017	2016
Azusa Pacific University	4174 (51263)	Campus	25% (12)		N/A		
Columbia University Teachers College	4301 (51080)	Both	100% (11)	83% (18)	80% (20)	71% (25)	74% (27)
California State University Sacramento	4172	Campus	100% (11)		90% (10)		*
University of the Pacific	4215	Campus	100% (11)		*		
Bangor University (certificate)	4461	Campus	91% (11)	N/A			
James Madison Univeristy	4122 (51306)	Campus	91% (11)		89% (9)	100% (6)	100% (7)
Salem State University	4065 (51242)	Campus	82% (11)		86% (7)		*
University of Colorado Denver	4181 (51088)	Online	73% (11)	61% (18)	73% (15)	58% (19)	64% (11)
Philadelphia College of Osteopathic Medicine (degree)	4161 (51293)	Both	73% (11)		83% (6)	*	
University of South Carolina	4049 (51268)	Hybrid	73% (11)		50% (6)	*	N/A
University of Missouri Columbia	4326 (51032)	Campus	73% (11)		N/A		
Northern Michigan University	4273 (51060)	Both	64% (11)	76% (17)	N/A		
Yonsei University	4165	Campus	27% (11)	20% (10)	38% (8)	N/A	
California State University Fresno	4246 (51176)	Campus	100% (10)		*		
Florida Institute of Technology (Melbourne)	4333 (51058)	Campus	90% (10)	95% (20)	82% (22)	72% (18)	92% (26)
University of Nebraska	4057 (51204)	Both	90% (10)	88% (8)	100% (6)	67% (6)	100% (7)
Drake University	4437 (51129)	Campus	90% (10)	N/A			
University of Kentucky	4231 (51307)	Hybrid	90% (10)		100% (6)	*	
University of Louisville	4178 (51156)	Both	90% (10)		71% (7)	*	
University of Georgia	4123 (51340)	Campus	70% (10)	88% (33)	79% (14)	N/A	
Queens College (Psychology)	4285 (51182)	Both	60% (10)	86% (14)	100% (11)	85% (13)	50% (8)
University of Utah	4260 (51126)	Both	60% (10)	80% (10)	79% (19)	58% (12)	*
Webster University	4332 (51012)	Online	60% (10)	63% (8)	N/A		
University of Central Oklahoma	4098 (51054)	Campus	60% (10)	57% (7)	60% (10)		*
Kore University - IESCUM	4360	NP	60% (10)	N/A			

* = The course sequence had fewer than 6 first-time candidates during the year.

** = "Hybrid" programs consist of both distance and on-campus courses, while programs designated as "Both" require students to choose one mode of instruction (either all online or all on-campus).

NP = Mode not provided by ABAI

N/A = The course sequence is within its first 4 years of operation.



Sorted by Candidate Volume

Sorted by Candidate Volume			Pass Rate (# of First-time Candidates)				
Institution (Sorted by # of Students)	VCS #s 4th ed. (5th ed.)	Mode**	2020	2019	2018	2017	2016
Montana State University Billings	4124 (51273)	Online	60% (10)		75% (8)	64% (11)	50% (6)
Chapman University	4184	NP	60% (10)		50% (10)		N/A
Saint Joseph's University (Special Education)	4497 (51336)	Online	50% (10)	N/A			
Southern Connecticut State University	4258 (51153)	Campus	50% (10)		*		71% (7)
Arcadia University	4088 (51174)	Online	40% (10)	31% (13)	29% (14)	32% (19)	38% (13)
Western Michigan University (Psychology)	4197	NP	100% (9)	93% (27)	97% (34)	87% (47)	90% (31)
Johns Hopkins University	4083 (51298)	Campus	100% (9)	76% (17)		89% (9)	N/A
University of Southern Maine	4074 (51243)	Both	100% (9)	33% (9)	75% (12)	54% (11)	*
Bangor University (degree)	4335	NP	67% (9)	90% (10)	83% (18)	78% (18)	71% (7)
Georgian Court University	4073 (51230)	Both	67% (9)	41% (17)	53% (15)	*	33% (12)
Consorzio Universitario Humanitas	4424 (51114)	Hybrid	56% (9)	N/A			
Tennessee Technological University	4274 (51282)	Campus	56% (9)		N/A		
Lindenwood University	4175 (51272)	Both	44% (9)	64% (11)	47% (17)	N/A	
Fitchburg State University	4232 (51225)	Online	44% (9)	43% (14)	45% (11)	N/A	
Istituto per la Ricerca, la Formazione e l'Informazione sulle Disabilità	4149	Campus	33% (9)	50% (16)	40% (10)	N/A	
Chicago School of Professional Psychology	4499 (51236)	Online	33% (9)	N/A			
Beit Berl College	4390	NP	33% (9)		N/A		
University of British Columbia	4094 (51010)	Hybrid	100% (8)	100% (9)	88% (16)	92% (12)	78% (9)
Georgia State University	4127 (51203)	Campus	100% (8)	71% (21)	78% (9)	*	N/A
Pennsylvania State University Harrisburg	4011 (51109)	Campus	100% (8)	60% (10)		80% (15)	56% (9)
Cairn University	4418 (51075)	Online	100% (8)	N/A			
University of Kansas	4433 (51017)	Online	100% (8)	N/A			
Jacksonville State University	4015 (51068)	Hybrid	100% (8)		83% (6)	80% (10)	
Utah Valley University	4399 (51116)	Hybrid	88% (8)	N/A			
California University of Pennsylvania	4241 (51285)	Online	75% (8)	20% (10)	33% (6)	N/A	

* = The course sequence had fewer than 6 first-time candidates during the year.

** = "Hybrid" programs consist of both distance and on-campus courses, while programs designated as "Both" require students to choose one mode of instruction (either all online or all on-campus).

NP = Mode not provided by ABAI

N/A = The course sequence is within its first 4 years of operation.



Sorted by Candidate Volume

Sorted by Candidate Volume			Pass Rate (# of First-time Candidates)				
Institution (Sorted by # of Students)	VCS #s 4th ed. (5th ed.)	Mode**	2020	2019	2018	2017	2016
University of New Mexico	4121 (51330)	Campus	75% (8)	70% (10)		*	N/A
Portland State University	4336 (51164)	Online	63% (8)	100% (6)	N/A		
California State University San Marcos	4107 (51106)	Online	63% (8)	50% (20)	69% (16)	N/A	
Long Island University (Brooklyn)	4252	Campus	50% (8)	N/A			
Old Dominion University	4097 (51011)	Online	38% (8)		*		N/A
East Stroudsburg University	4300 (51223)	Online	25% (8)		*	N/A	
Arizona State University	4290 (51151)	Campus	100% (7)	84% (19)	N/A		
University of Maryland Baltimore County	4233 (51301)	Campus	100% (7)	83% (6)	100% (7)	92% (12)	100% (12)
University of Auckland	4063	Campus	100% (7)		100% (12)		*
Auburn University	4001 (51007)	Campus	100% (7)		*		90% (10)
Brigham Young University	4425 (51267)	Campus	100% (7)		N/A		
Grand Valley State University	4255 (51039)	Online	100% (7)		*	N/A	
National University of Ireland Galway	4297 (51074)	Campus	86% (7)	82% (11)	100% (7)	100% (6)	100% (8)
Rowan University	4018 (51250)	Hybrid	86% (7)	70% (10)	86% (7)	88% (17)	60% (15)
University of Nevada Reno (Behavior Analysis)	4322 (51168)	Campus	86% (7)	67% (9)	*		100% (8)
Utah State University	4263 (51270)	Hybrid	86% (7)		*		
Whitworth University	4308 (51112)	Campus	86% (7)		N/A		
University of Southern California	4423 (51118)	Campus	86% (7)		N/A		
University of North Texas	4193	Campus	71% (7)	94% (17)	82% (11)	87% (15)	68% (25)
University of Oklahoma	4040 (51048)	Both	71% (7)	88% (8)		*	N/A
Elms College	4008 (51183)	Both	71% (7)	50% (12)	43% (7)	54% (13)	50% (10)
Seton Hall University	4305 (51029)	Campus	71% (7)	27% (15)		N/A	
Manhattanville College	4156 (51087)	Both	71% (7)		*		33% (6)
Texas Tech University (Special Education)	4460	Online	71% (7)	N/A			
University of Miami	4459 (51005)	Campus	71% (7)	N/A			

* = The course sequence had fewer than 6 first-time candidates during the year.

** = "Hybrid" programs consist of both distance and on-campus courses, while programs designated as "Both" require students to choose one mode of instruction (either all online or all on-campus).

NP = Mode not provided by ABAI

N/A = The course sequence is within its first 4 years of operation.



Sorted by Candidate Volume

Sorted by Candidate Volume			Pass Rate (# of First-time Candidates)				
Institution (Sorted by # of Students)	VCS #s 4th ed. (5th ed.)	Mode**	2020	2019	2018	2017	2016
Our Sunny World	4079 (51260)	Both	57% (7)	64% (11)	50% (8)	*	
University of Massachusetts Boston	4189 (51093)	Campus	57% (7)	63% (19)	75% (12)	70% (10)	55% (9)
Hunter College	4253 (51217)	Hybrid	57% (7)	55% (22)	73% (22)	57% (23)	55% (31)
Kent State University	4242	Online	57% (7)		75% (8)		N/A
University of Missouri St. Louis (Degree)	4244 (51004)	Online	57% (7)		*	75% (8)	*
University of Salerno	4296	Campus	43% (7)	33% (9)		N/A	
La Sierra University	4192	Campus	29% (7)		33% (6)		N/A
University of North Carolina Wilmington	4289 (51041)	Campus	100% (6)	100% (7)	100% (10)	100% (9)	
Temple University	4004 (51189)	Campus	100% (6)	90% (10)	86% (7)	43% (7)	
San Diego State University (Special Education)	4222 (51284)	Campus	100% (6)	77% (13)	55% (11)	50% (12)	*
University of North Florida	4157 (51212)	Both	100% (6)	56% (9)	63% (8)	*	71% (7)
Chicago School of Professional Psychology (Chicago)	4501 (51238)	Both	100% (6)	N/A			
University of Ulster Coleraine	4352	Campus	100% (6)		*	N/A	
Pittsburg State University	4490	Campus	100% (6)		N/A		
University of South Wales	4135 (51103)	Campus	83% (6)	100% (12)	89% (9)	80% (10)	*
Northern Illinois University	4230 (51181)	Hybrid	83% (6)	90% (10)	33% (6)	80% (10)	N/A
Lehigh University	4408	Both	67% (6)		N/A		
Michigan State University	4062 (51052)	Online	67% (6)		*		N/A
University of Zagreb	4412	NP	67% (6)		N/A		
Florida Atlantic University	4374 (51327)	Campus	50% (6)	83% (6)		*	75% (8)
Sam Houston State University	4179 (51188)	Hybrid	50% (6)	60% (10)	47% (15)		N/A
University of Arkansas	4086 (51028)	Online	50% (6)	30% (10)		*	N/A
University of Memphis	4208 (51312)	Hybrid	50% (6)	21% (14)	41% (17)	62% (13)	70% (10)
Missouri State University	4422	Campus	50% (6)	N/A			
Monmouth University	4132 (51287)	Online	50% (6)	N/A			

* = The course sequence had fewer than 6 first-time candidates during the year.

** = "Hybrid" programs consist of both distance and on-campus courses, while programs designated as "Both" require students to choose one mode of instruction (either all online or all on-campus).

NP = Mode not provided by ABAI

N/A = The course sequence is within its first 4 years of operation.



Sorted by Candidate Volume

Sorted by Candidate Volume			Pass Rate (# of First-time Candidates)				
Institution (Sorted by # of Students)	VCS #s 4th ed. (5th ed.)	Mode**	2020	2019	2018	2017	2016
Central Washington University	4134	NP	*	83% (6)	N/A		
Cleveland State University	4238	NP	*	50% (6)	N/A		
Trinity Christian College (discontinued)	4085	Hybrid	*	71% (14)		50% (10)	N/A
University of Southern Mississippi (MS)	4283	NP	*	83% (12)	N/A		
Oregon Institute of Technology	4247 (51348)	Both	*	100% (11)	N/A		
The Ohio State University	4119 (51314)	Online	*	67% (9)		*	N/A
Fresno Pacific University	4251	Both	*	56% (9)	N/A		
Tel Aviv University	4372	NP	*	33% (9)	*		
Northeastern University (School Psychology)	4313 (51207)	Online	*	65% (8)	*		
Hofstra University	4218 (51275)	Online	*	50% (8)		*	N/A
Gonzaga University	4236	Campus	*	57% (7)		*	N/A
University of Dublin Trinity College	4281	NP	*	67% (6)	*		
University of Waikato	4143 (51264)	Hybrid	*	*	71% (7)	N/A	
Eastern University	4434 (51128)	Online	*	*	43% (7)	82% (11)	
Mercyhurst University	4100 (51309)	Both	*	*	83% (6)	N/A	
ABA Centre ROSTOK	4393	NP	*	N/A			
ABA Training Solutions	4509	Online	*	N/A			
Alcanzando	4356	NP	*	N/A			
American University of Beirut	4506	Hybrid	*	N/A			
Association Agir et Vivre l'Autisme	4446	Campus	*	N/A			
Association for training in Neurodevelopment MONORODI	4261	NP	*	N/A			
Association Francaise de L'ABA	4182	Online	*	N/A			
Associations for the Advancement of Radical Behavior Analysis and the Italian-American Association of Behavior Analysis and Modification, and Behavioral- Cognitive Therapy (AARBA-AIAMC)	4513 (51178)	Both	*	N/A			
Atbalsts Latvia	4455	Campus	*	N/A			
Auburn University	4407 (51175)	Both	*	N/A			

* = The course sequence had fewer than 6 first-time candidates during the year.

** = "Hybrid" programs consist of both distance and on-campus courses, while programs designated as "Both" require students to choose one mode of instruction (either all online or all on-campus).

NP = Mode not provided by ABAI

N/A = The course sequence is within its first 4 years of operation.



Sorted by Candidate Volume

Sorted by Candidate Volume			Pass Rate (# of First-time Candidates)				
Institution (Sorted by # of Students)	VCS #s 4th ed. (5th ed.)	Mode**	2020	2019	2018	2017	2016
Azerbaijan Agdam Social College	4512	NP	*	N/A			
Behavior Momentum India	4067	NP	*	N/A			
Behaviour Analysis Academy	4410	NP	*	N/A			
Biruni University	4507	NP	*	N/A			
Bowling Green State University	41002 (51325)	Online	*	N/A			
CAPPDR-SEEK	4394 (51249)	Hybrid	*	N/A			
Central Michigan University	4223 (51353)	Both	*	N/A			
Chicago School of Professional Psychology (DC)	4498 (51235)	Campus	*	N/A			
Chicago School of Professional Psychology (Dallas)	4500 (51237)	Both	*	N/A			
Chicago School of Professional Psychology (IR, LA, SD)	4502 (51239)	Hybrid	*	N/A			
Clarion University	4492 (51092)	Online	*	N/A			
Clemson University (Romania)	4128	Online	*	N/A			
Clemson University	51288	Online	N/A				
College of Mount Saint Vincent	4504	Campus	*	N/A			
Consorzio Universitario Humanitas	51334	Online	N/A				
Dar Al Hekma University	51098	Campus	*	N/A			
David Yellin Academic College of Education	4330 (51072)	Both	*	N/A			
Dordt University	51369	Online	N/A				
Duquesne University	4095 (51266)	Both	*	N/A			
Eastern Kentucky University	41010 (51218)	Online	*	N/A			
Eastern Michigan University	51090	Campus	*	N/A			
Emirates College for Advanced Education	4508 (51227)	Hybrid	*	N/A			
Eötvös Lóránd Tudományegyetem (Eötvös Lóránd University)	41011	Campus	*	N/A			
Faculdade INESP - Grupo Método, São Paulo	4480 (51138)	Both	*	N/A			
Federal University of Sao Carlos	4441	NP	*	N/A			

* = The course sequence had fewer than 6 first-time candidates during the year.

** = "Hybrid" programs consist of both distance and on-campus courses, while programs designated as "Both" require students to choose one mode of instruction (either all online or all on-campus).

NP = Mode not provided by ABAI

N/A = The course sequence is within its first 4 years of operation.



Sorted by Candidate Volume

Sorted by Candidate Volume			Pass Rate (# of First-time Candidates)				
Institution (Sorted by # of Students)	VCS #s 4th ed. (5th ed.)	Mode**	2020	2019	2018	2017	2016
Felician University	4485 (51279)	Campus	*	N/A			
Florida Institute of Technology (Melbourne, OBM)	51035	Campus	*	N/A			
Florida International University	4516 (51290)	Hybrid	*	N/A			
Francis Marion University	4468	NP	*	N/A			
Georgian Court University	51049	Campus	N/A				
Griffith University	51069	Online	*	N/A			
Griffith University	51170	Online	*	N/A			
Hebrew University of Jerusalem	4339	NP	*	N/A			
Institute for Accessibility Development Tsinghua University	51037	Hybrid	*	N/A			
Instituto Walden 4	4342	NP	*	N/A			
Kean University	4370 (51354)	Campus	*	N/A			
Kibbutzim College	4239 (51125)	Campus	*	N/A			
Konrad Lorenz University	4470	Both	*	N/A			
Kutztown University of Pennsylvania	4443 (51277)	Online	*	N/A			
Louisiana State University	4219 (51355)	Campus	*	N/A			
Loyola Marymount University	4465 (51023)	Online	*	N/A			
Malta College of Arts, Science, & Technology	4510	Campus	*	N/A			
Marian University	51115	Online	*	N/A			
Marquette University	4503 (51132)	Campus	*	N/A			
Mary Baldwin University	4201 (51234)	Both	*	N/A			
Masaryk University	4402 (51318)	Campus	*	N/A			
McNeese State University (degree)	51245	Both	N/A				
Mercy College	4198	Both	*	N/A			
Michigan School of Professional Psychology	4426 (51177)	Campus	*	N/A			
Mississippi State University	4291 (51081)	Campus	*			N/A	

* = The course sequence had fewer than 6 first-time candidates during the year.

** = "Hybrid" programs consist of both distance and on-campus courses, while programs designated as "Both" require students to choose one mode of instruction (either all online or all on-campus).

NP = Mode not provided by ABAI

N/A = The course sequence is within its first 4 years of operation.



Sorted by Candidate Volume

Sorted by Candidate Volume			Pass Rate (# of First-time Candidates)				
Institution (Sorted by # of Students)	VCS #s 4th ed. (5th ed.)	Mode**	2020	2019	2018	2017	2016
Mississippi State University	51221	Both	N/A				
Monash University (Allied Health Sciences)	51170	Online	N/A				
Moscow Centre of Pedagogy and Psychology	4363 (51380)	Hybrid	*	N/A			
Moscow Institute of Psychoanalysis	4075	NP	*	N/A			
Multicultural Alliance of Behavior Analysts	4269	NP	*		N/A		
Murray State University	51027	Both	*	N/A			
National Changhua University of Education (Graduate Institute of Rehabilitation)	4220	Both	*	N/A			
National Changhua University of Education (College of Extension Education)	4457	Hybrid	*	N/A			
National Louis University (MS in ABA)	4447 (51179)	Hybrid	*	N/A			
National Louis University (EdS in ABA)	4448 (51180)	Hybrid	*	N/A			
National Pingtung University	4486	Campus	*	N/A			
Northcentral University	51286	Online	N/A				
Northern Kentucky University	4348	Online	*	N/A			
Northern Vermont University-Johnson	4476	Hybrid	*	N/A			
Nova Southeastern University (MS in Child Protection)	4439 (51066)	Both	*	N/A			
Nova Southeastern University (Doctorate in Special Education)	4167 (51063)	Online	*	N/A			
Oklahoma State University	4155 (51362)	Campus	*	N/A			
Oslo and Akershus University College of Applied Sciences	4488	NP	*	N/A			
Ouachita Baptist University	51135	Both	N/A				
Peking University Health Science Center	51210	Both	N/A				
Philadelphia College of Osteopathic Medicine (coursework only)	4160 (51292)	Online	*	N/A			
Purdue University	4491 (51139)	Both	*	N/A			
Pusan National University	4388	Campus	*	N/A			
Qingdao University	4454	Online	*	N/A			
Regis College	4514 (51165)	Online	*	N/A			

* = The course sequence had fewer than 6 first-time candidates during the year.

** = "Hybrid" programs consist of both distance and on-campus courses, while programs designated as "Both" require students to choose one mode of instruction (either all online or all on-campus).

NP = Mode not provided by ABAI

N/A = The course sequence is within its first 4 years of operation.



Sorted by Candidate Volume

Sorted by Candidate Volume			Pass Rate (# of First-time Candidates)				
Institution (Sorted by # of Students)	VCS #s 4th ed. (5th ed.)	Mode**	2020	2019	2018	2017	2016
Reykjavík University	4089 (51241)	Campus	*	N/A			
San Diego State University (Counseling and School Psychology)	4487	Campus	*	N/A			
SEEK Applied Behavior Analysis Association-Taiwan	4395 (51246)	Hybrid	*	N/A			
Sheba Medical Center	51374	Both	N/A				
Shippensburg University	4278	Both	*		N/A		
Slippery Rock University of Pennsylvania	4478 (51343)	Online	*	N/A			
St. Edwards University (Degree)	51206	Online	N/A				
St. Edwards University (Certificate)	51331	Online	N/A				
St. John's University	4328	NP	*		N/A		
Stephen F. Austin State University	51361	Hybrid	N/A				
Stockholm University	4475	Campus	*	N/A			
SWPS University of Social Sciences and Humanities	4368	Campus	*	N/A			
Tennessee Technological University	4354 (51283)	Online	*		N/A		
The Children’s Institute of Hong Kong Limited	4481	Both	*	N/A			
Touro College	4464 (51310)	Both	*	N/A			
Touro University Nevada	51071	Both	*	N/A			
Trinity Christian College (new)	4453 (51130)	Hybrid	*	N/A			
Troy University	51280	Hybrid	N/A				
Universidad Autónoma de Chile	4401	Campus	*	N/A			
Universidad Compultense De Madrid	4466 (51215)	Online	*	N/A			
Universidad del Istmo de Guatemala	4469	NP	*	N/A			
Universidad Iberoamericana	4428	NP	*	N/A			
Universidade Estadual de Londrina	4442	Campus	*	N/A			
University of Alabama in Huntsville	51031	Online	*	N/A			
University of California Riverside	4494 (51291)	Campus	*	N/A			

* = The course sequence had fewer than 6 first-time candidates during the year.

** = "Hybrid" programs consist of both distance and on-campus courses, while programs designated as "Both" require students to choose one mode of instruction (either all online or all on-campus).

NP = Mode not provided by ABAI

N/A = The course sequence is within its first 4 years of operation.



Sorted by Candidate Volume

Sorted by Candidate Volume			Pass Rate (# of First-time Candidates)				
Institution (Sorted by # of Students)	VCS #s 4th ed. (5th ed.)	Mode**	2020	2019	2018	2017	2016
University of Central Florida	4515 (51211)	Both	*	N/A			
University of Central Missouri	4353 (51281)	Online	*		N/A		
University of Colorado Springs	41008 (51220)	Both	*	N/A			
University of Dayton	51030	Online	*	N/A			
University of Detroit Mercy	51195	Campus	N/A				
University of Florida	4265	Campus	*		N/A		
University of Gdansk	4340	Campus	*	N/A			
University of Illinois	4058	Both	*	N/A			
University of Iowa	4409 (51216)	Hybrid	*	N/A			
University of Kansas	4432 (51016)	Campus	*	N/A			
University of Kent (Positive Behaviour Support)	4427	Campus	*	N/A			
University of Lille	4101	NP	*	N/A			
University of Manitoba	4338 (51079)	Campus	*		N/A		
University of Massachusetts Lowell	51200	Online	N/A				
University of Michigan - Dearborn	4451 (51190)	Campus	*	N/A			
University of Minnesota	4471 (51095)	Campus	*	N/A			
University of Mississippi	51199	Hybrid	N/A				
University of Missouri St. Louis (Certificate)	51308	Online	N/A				
University of Nevada Reno (Special Education)	51001	Both	N/A				
University of North Carolina Charlotte	51033	Online	*	N/A			
University of Oregon	4216	NP	*	N/A			
University of Parma	4151 (51262)	Hybrid	*	N/A			
University of Scranton	41003 (51304)	Hybrid	*	N/A			
University of South Florida (School Psychology)	51149	Both	N/A				
University of Southern Mississippi (PhD)	4518	NP	*	N/A			

* = The course sequence had fewer than 6 first-time candidates during the year.

** = "Hybrid" programs consist of both distance and on-campus courses, while programs designated as "Both" require students to choose one mode of instruction (either all online or all on-campus).

NP = Mode not provided by ABAI

N/A = The course sequence is within its first 4 years of operation.



Sorted by Candidate Volume

Sorted by Candidate Volume			Pass Rate (# of First-time Candidates)				
Institution (Sorted by # of Students)	VCS #s 4th ed. (5th ed.)	Mode**	2020	2019	2018	2017	2016
University of Tampere	4307	NP	*	N/A			
University of Tennessee	4344 (51258)	Campus	*	*	N/A		
University of Texas Rio Grande Valley (Psychology)	4250 (51296)	Campus	*				
University of Texas Rio Grande Valley (Human Development and School Services)	51102	Hybrid	*	N/A			
University of Texas San Antonio (Educational Psychology)	51257	Both	*	N/A			
University of Virginia	4473 (51256)	Online	*	N/A			
Vanderbilt University	51299	Online	N/A				
Walden University	41001 (51342)	Online	*	N/A			
West University of Timisoara (WUT)	51078	Campus	*	N/A			
West Virginia University	4148 (51121)	Campus	*	N/A			
Western Michigan University (Special Education)	4495 (51294)	Hybrid	*	N/A			
Wichita State University	41005 (51363)	Both	*	N/A			
York College of Pennsylvania	51143	Hybrid	*	N/A			
Youngstown State University	4378 (51346)	Campus	*	N/A			

* = The course sequence had fewer than 6 first-time candidates during the year.

** = "Hybrid" programs consist of both distance and on-campus courses, while programs designated as "Both" require students to choose one mode of instruction (either all online or all on-campus).

NP = Mode not provided by ABAI

N/A = The course sequence is within its first 4 years of operation.

BCBA Examination Pass Rates: Sorted Alphabetically

Sorted Alphabetically

			Pass Rate (# of First-time Candidates)				
Institution (Sorted Alphabetically)	VCS #s 4th ed. (5th ed.)	Mode**	2020	2019	2018	2017	2016
ABA Centre ROSTOK	4393	NP	*	N/A			
ABA Spain Madrid	4316	Online	46% (285)	38% (232)	18% (72)	25% (44)	27% (29)
ABA Training Solutions	4509	Online	*	N/A			
ABA-CARDP	4384	Both	92% (13)	N/A			
Alcanzando	4356	NP	*	N/A			
American University of Beirut	4506	Hybrid	*	N/A			
Antioch University	4022 (51240)	Campus	87% (15)	92% (12)	92% (12)	92% (12)	70% (10)
Arcadia University	4088 (51174)	Online	40% (10)	31% (13)	29% (14)	32% (19)	38% (13)
Arizona State University	4064 (51171)	Online	61% (603)	55% (642)	59% (501)	65% (329)	61% (221)
Arizona State University	4290 (51151)	Campus	100% (7)	84% (19)	N/A		
Association Agir et Vivre l'Autisme	4446	Campus	*	N/A			
Association for training in Neurodevelopment MONORODI	4261	NP	*	N/A			
Association Francaise de L'ABA	4182	Online	*	N/A			
Associations for the Advancement of Radical Behavior Analysis and the Italian-American Association of Behavior Analysis and Modification, and Behavioral- Cognitive Therapy (AARBA-AIAMC)	4513 (51178)	Both	*	N/A			
Assumption College	4362 (51127)	Campus	79% (14)	N/A			
Atbalsts Latvia	4455	Campus	*	N/A			
Auburn University	4001 (51007)	Campus	100% (7)		*		90% (10)
Auburn University	4407 (51175)	Both	*	N/A			
Aurora University	4112 (51172)	Campus	100% (12)	71% (17)	89% (19)	58% (12)	75% (12)
Azerbaijan Agdam Social College	4512	NP	*	N/A			
Azusa Pacific University	4174 (51263)	Campus	25% (12)		N/A		
Baekseok University	4306 (51008)	Campus	50% (12)	57% (7)	N/A		
Ball State University	4199 (51134)	Online	66% (499)	61% (845)	64% (627)	62% (456)	61% (310)
Bangor University (degree)	4335	NP	67% (9)	90% (10)	83% (18)	78% (18)	71% (7)
Bangor University (certificate)	4461	Campus	91% (11)	N/A			

* = The course sequence had fewer than 6 first-time candidates during the year.

** = "Hybrid" programs consist of both distance and on-campus courses, while programs designated as "Both" require students to choose one mode of instruction (either all online or all on-campus).

NP = Mode not provided by ABAI

N/A = The course sequence is within its first 4 years of operation.

Sorted Alphabetically

Sorted Alphabetically			Pass Rate (# of First-time Candidates)				
Institution (Sorted Alphabetically)	VCS #s 4th ed. (5th ed.)	Mode**	2020	2019	2018	2017	2016
Bay Path University	4191 (51034)	Both	75% (91)	88% (56)	86% (56)	N/A	
Baylor University	4084 (51014)	Campus	93% (14)	100% (7)	93% (14)	85% (7)	N/A
Behavior Momentum India	4067	NP	*	N/A			
Behaviour Analysis Academy	4410	NP	*	N/A			
Beijing Normal University	4435 (51104)	NP	94% (16)	N/A			
Beit Berl College	4390	NP	33% (9)		N/A		
Biruni University	4507	NP	*	N/A			
Bowling Green State University	41002 (51325)	Online	*	N/A			
Brandman University	4146	Online	26% (23)	38% (26)	50% (22)	40% (10)	69% (13)
Brandman University	4357 (51295)	Online	59% (32)	52% (23)	N/A		
Brigham Young University	4425 (51267)	Campus	100% (7)		N/A		
Brock University	4234 (51276)	Hybrid	91% (44)	96% (74)	92% (73)	89% (57)	79% (38)
Cairn University	4418 (51075)	Online	100% (8)	N/A			
Caldwell University	4169 (51381)	NP	85% (13)	80% (20)	63% (16)	64% (11)	78% (27)
California State University Fresno	4246 (51176)	Campus	100% (10)		*		
California State University Los Angeles	4110 (51006)	Campus	83% (12)	78% (23)	67% (21)	67% (18)	70% (17)
California State University Northridge	4145 (51265)	Hybrid	83% (12)	92% (26)	100% (16)	92% (13)	94% (36)
California State University Sacramento	4172	Campus	100% (11)		90% (10)		*
California State University San Marcos	4107 (51106)	Online	63% (8)	50% (20)	69% (16)	N/A	
California State University Stanislaus	4243 (51117)	Campus	64% (14)		83% (6)	88% (8)	*
California University of Pennsylvania	4241 (51285)	Online	75% (8)	20% (10)	33% (6)	N/A	
Cambridge College	4302 (51122)	Hybrid	85% (26)	94% (35)	86% (29)	88% (17)	87% (32)
Capella University	4140 (51108)	Online	47% (449)	44% (416)	43% (275)	N/A	
CAPPDR-SEEK	4394 (51249)	Hybrid	*	N/A			
Central Michigan University	4223 (51353)	Both	*	N/A			
Central Washington University	4134	NP	*	83% (6)	N/A		
Chapman University	4184	NP	60% (10)		50% (10)		N/A

* = The course sequence had fewer than 6 first-time candidates during the year.

** = "Hybrid" programs consist of both distance and on-campus courses, while programs designated as "Both" require students to choose one mode of instruction (either all online or all on-campus).

NP = Mode not provided by ABAI

N/A = The course sequence is within its first 4 years of operation.

Sorted Alphabetically

Sorted Alphabetically			Pass Rate (# of First-time Candidates)				
Institution (Sorted Alphabetically)	VCS #s 4th ed. (5th ed.)	Mode**	2020	2019	2018	2017	2016
Chicago School of Professional Psychology	4142	Both	59% (135)	64% (137)	65% (142)	71% (128)	66% (96)
Chicago School of Professional Psychology (DC)	4498 (51235)	Campus	*	N/A			
Chicago School of Professional Psychology	4499 (51236)	Online	33% (9)	N/A			
Chicago School of Professional Psychology (Dallas)	4500 (51237)	Both	*	N/A			
Chicago School of Professional Psychology (Chicago)	4501 (51238)	Both	100% (6)	N/A			
Chicago School of Professional Psychology (IR, LA, SD)	4502 (51239)	Hybrid	*	N/A			
Clarion University	4492 (51092)	Online	*	N/A			
Clemson University	4087	NP	68% (19)	68% (25)	31% (26)	N/A	
Clemson University (Romania)	4128	Online	*	N/A			
Clemson University	51288	Online	N/A				
Cleveland State University	4238	NP	*	50% (6)	N/A		
College of Mount Saint Vincent	4504	Campus	*	N/A			
Columbia University Teachers College	4301 (51080)	Both	100% (11)	83% (18)	80% (20)	71% (25)	74% (27)
Consorzio Universitario Humanitas	4424 (51114)	Hybrid	56% (9)	N/A			
Consorzio Universitario Humanitas	51334	Online	N/A				
Daemen College	4489 (51219)	Both	69% (16)	N/A			
Dar Al Hekma University	51098	Campus	*	N/A			
David Yellin Academic College of Education	4330 (51072)	Both	*	N/A			
Dordt University	51369	Online	N/A				
Drake University	4437 (51129)	Campus	90% (10)	N/A			
Drexel University	4280 (51351)	Both	62% (26)	69% (29)	N/A		
Duquesne University	4095 (51266)	Both	*	N/A			
East Stroudsburg University	4300 (51223)	Online	25% (8)		*	N/A	
Eastern Kentucky University	41010 (51218)	Online	*	N/A			
Eastern Michigan University	51090	Campus	*	N/A			
Eastern University	4434 (51128)	Online	*	*	43% (7)		82% (11)
Elms College	4008 (51183)	Both	71% (7)	50% (12)	43% (7)	54% (13)	50% (10)

* = The course sequence had fewer than 6 first-time candidates during the year.

** = "Hybrid" programs consist of both distance and on-campus courses, while programs designated as "Both" require students to choose one mode of instruction (either all online or all on-campus).

NP = Mode not provided by ABAI

N/A = The course sequence is within its first 4 years of operation.

Sorted Alphabetically

Sorted Alphabetically			Pass Rate (# of First-time Candidates)				
Institution (Sorted Alphabetically)	VCS #s 4th ed. (5th ed.)	Mode**	2020	2019	2018	2017	2016
Emirates College for Advanced Education	4508 (51227)	Hybrid	*	N/A			
Endicott College	4159 (51056)	Both	81% (62)	68% (72)	63% (89)	73% (71)	76% (37)
Eötvös Lóránd Tudományegyetem (Eötvös Lóránd University)	41011	Campus	*	N/A			
Faculdade INESP - Grupo Método, São Paulo	4480 (51138)	Both	*	N/A			
Federal University of Sao Carlos	4441	NP	*	N/A			
Felician University	4485 (51279)	Campus	*	N/A			
Fitchburg State University	4232 (51225)	Online	44% (9)	43% (14)	45% (11)	N/A	
Florida Atlantic University	4374 (51327)	Campus	50% (6)	83% (6)		*	75% (8)
Florida Institute of Technology (Melbourne)	4333 (51058)	Campus	90% (10)	95% (20)	82% (22)	72% (18)	92% (26)
Florida Institute of Technology (Orlando)	4334 (51059)	Campus	81% (16)		88% (8)	100% (11)	N/A
Florida Institute of Technology (Melbourne, OBM)	51035	Campus	*	N/A			
Florida Institute of Technology (Certificate Program)	4038 (51228)	Online	76% (405)	75% (603)	78% (581)	74% (554)	71% (631)
Florida Institute of Technology (Degree Program)	4413	Hybrid	90% (151)	88% (107)	89% (55)	79% (47)	N/A
Florida International University	4516 (51290)	Hybrid	*	N/A			
Florida State University	4046 (51329)	Campus	93% (14)	100% (22)	100% (21)	88% (17)	88% (17)
Francis Marion University	4468	NP	*	N/A			
Fresno Pacific University	4251	Both	*	56% (9)		N/A	
George Mason University	4136 (51332)	Both	61% (77)	61% (51)	76% (62)	64% (47)	75% (56)
Georgia State University	4127 (51203)	Campus	100% (8)	71% (21)	78% (9)	*	N/A
Georgian Court University	4073 (51230)	Both	67% (9)	41% (17)	53% (15)	*	33% (12)
Georgian Court University	51049	Campus	N/A				
Gonzaga University	4236	Campus	*	57% (7)		*	N/A
Grand Valley State University	4255 (51039)	Online	100% (7)		*	N/A	
Griffith University	51069	Online	*	N/A			
Griffith University	51170	Online	*	N/A			
Hebrew University of Jerusalem	4339	NP	*	N/A			
Hofstra University	4218 (51275)	Online	*	50% (8)		*	N/A

* = The course sequence had fewer than 6 first-time candidates during the year.

** = "Hybrid" programs consist of both distance and on-campus courses, while programs designated as "Both" require students to choose one mode of instruction (either all online or all on-campus).

NP = Mode not provided by ABAI

N/A = The course sequence is within its first 4 years of operation.

Sorted Alphabetically

Sorted Alphabetically			Pass Rate (# of First-time Candidates)				
Institution (Sorted Alphabetically)	VCS #s 4th ed. (5th ed.)	Mode**	2020	2019	2018	2017	2016
Hunter College	4253 (51217)	Hybrid	57% (7)	55% (22)	73% (22)	57% (23)	55% (31)
Institute for Accessibility Development Tsinghua University	51037	Hybrid	*	N/A			
Istituto per la Ricerca, la Formazione e l'Informazione sulle Disabilità	4149	Campus	33% (9)	50% (16)	40% (10)	N/A	
Instituto Walden 4	4342	NP	*	N/A			
Jacksonville State University	4015 (51068)	Hybrid	100% (8)		83% (6)	80% (10)	
James Madison Univeristy	4122 (51306)	Campus	91% (11)		89% (9)	100% (6)	100% (7)
Johns Hopkins University	4083 (51298)	Campus	100% (9)	76% (17)		89% (9)	N/A
Kean University	4370 (51354)	Campus	*	N/A			
Kent State University	4242	Online	57% (7)		75% (8)		N/A
Kibbutzim College	4239 (51125)	Campus	*	N/A			
Kongju National University	4041 (51244)	Campus	26% (19)	25% (8)	30% (10)	30% (10)	N/A
Konrad Lorenz University	4470	Both	*	N/A			
Kore University - IESUM	4360	NP	60% (10)	N/A			
Kutztown University of Pennsylvania	4443 (51277)	Online	*	N/A			
La Sierra University	4192	Campus	29% (7)		33% (6)		N/A
Lehigh University	4408	Both	67% (6)		N/A		
Lindenwood University	4175 (51272)	Both	44% (9)	64% (11)	47% (17)	N/A	
Lipscomb University	4103 (51158)	Hybrid	71% (14)	58% (19)	72% (18)	71% (21)	N/A
Long Island University (Brooklyn)	4252	Campus	50% (8)	N/A			
Long Island University (Post)	4203 (51289)	Campus	38% (13)	40% (10)	30% (10)	63% (8)	*
Louisiana State University	4219 (51355)	Campus	*	N/A			
Loyola Marymount University	4465 (51023)	Online	*	N/A			
Malta College of Arts, Science, & Technology	4510	Campus	*	N/A			
Manhattanville College	4156 (51087)	Both	71% (7)		*		33% (6)
Marian University	51115	Online	*	N/A			
Marquette University	4503 (51132)	Campus	*	N/A			
Mary Baldwin University	4201 (51234)	Both	*	N/A			

* = The course sequence had fewer than 6 first-time candidates during the year.

** = "Hybrid" programs consist of both distance and on-campus courses, while programs designated as "Both" require students to choose one mode of instruction (either all online or all on-campus).

NP = Mode not provided by ABAI

N/A = The course sequence is within its first 4 years of operation.

Sorted Alphabetically

Sorted Alphabetically			Pass Rate (# of First-time Candidates)				
Institution (Sorted Alphabetically)	VCS #s 4th ed. (5th ed.)	Mode**	2020	2019	2018	2017	2016
Masaryk University	4402 (51318)	Campus	*	N/A			
McNeese State University (certificate)	4069 (51154)	Both	69% (16)	78% (18)	75% (16)	73% (11)	*
McNeese State University (degree)	51245	Both	N/A				
Mercy College	4198	Both	*	N/A			
Mercyhurst University	4100 (51309)	Both	*	*	83% (6)		N/A
Michigan School of Professional Psychology	4426 (51177)	Campus	*	N/A			
Michigan State University	4062 (51052)	Online	67% (6)		*		N/A
Michigan State University	4367 (51051)	Hybrid	92% (13)		N/A		
Mississippi State University	4291 (51081)	Campus	*			N/A	
Mississippi State University	51221	Both	N/A				
Missouri State University	4422	Campus	50% (6)	N/A			
Monash University (Education)	4450, 41013 (51150)	Hybrid	89% (28)	N/A			
Monash University (Allied Health Sciences)	51170	Online	N/A				
Monmouth University	4132 (51287)	Online	50% (6)	N/A			
Montana State University Billings	4124 (51273)	Online	60% (10)		75% (8)	64% (11)	50% (6)
Moscow Centre of Pedagogy and Psychology	4363 (51380)	Hybrid	*	N/A			
Moscow Institute of Psychoanalysis	4075	NP	*	N/A			
Multicultural Alliance of Behavior Analysts	4269	NP	*		N/A		
Murray State University	51027	Both	*	N/A			
National Changhua University of Education (Graduate Institute of Rehabilitation)	4220	Both	*	N/A			
National Changhua University of Education (College of Extension Education)	4457	Hybrid	*	N/A			
National Louis University (MS in ABA)	4447 (51179)	Hybrid	*	N/A			
National Louis University (EdS in ABA)	4448 (51180)	Hybrid	*	N/A			
National Pingtung University	4486	Campus	*	N/A			
National University	4147 (51317)	Both	48% (226)	42% (285)	46% (207)	48% (126)	38% (107)
National University of Ireland Galway	4297 (51074)	Campus	86% (7)	82% (11)	100% (7)	100% (6)	100% (8)

* = The course sequence had fewer than 6 first-time candidates during the year.

** = "Hybrid" programs consist of both distance and on-campus courses, while programs designated as "Both" require students to choose one mode of instruction (either all online or all on-campus).

NP = Mode not provided by ABAI

N/A = The course sequence is within its first 4 years of operation.

Sorted Alphabetically

Sorted Alphabetically			Pass Rate (# of First-time Candidates)				
Institution (Sorted Alphabetically)	VCS #s 4th ed. (5th ed.)	Mode**	2020	2019	2018	2017	2016
Nicholls State University	4217 (51157)	Both	54% (14)	65% (23)	60% (15)	67% (12)	70% (10)
Northcentral University	51286	Online	N/A				
Northeastern University (Health Sciences)	4284 (51019)	Online	56% (16)	61% (23)	72% (18)	78% (33)	75% (8)
Northeastern University (School Psychology)	4313 (51207)	Online	*	65% (8)		*	
Northeastern University (Applied Psychology)	4366 (51020)	Both	58% (12)	N/A			
Northern Arizona University	4091 (51184)	Online	63% (16)	20% (10)	33% (12)	*	
Northern Illinois University	4230 (51181)	Hybrid	83% (6)	90% (10)	33% (6)	80% (10)	N/A
Northern Kentucky University	4348	Online	*	N/A			
Northern Michigan University	4273 (51060)	Both	64% (11)	76% (17)	N/A		
Northern Vermont University-Johnson	4476	Hybrid	*	N/A			
Nova Southeastern University (MS in Developmental Disabilities)	4438 (51065)	Online	43% (14)	42% (24)	39% (18)	71% (7)	N/A
Nova Southeastern University (MS in Child Protection)	4439 (51066)	Both	*	N/A			
Nova Southeastern University (Doctorate in Special Education)	4167 (51063)	Online	*	N/A			
Nova Southeastern University (MS in Counseling)	4166 (51064)	Online	54% (28)	54% (26)	39% (38)	51% (43)	48% (54)
Oakland University	4096 (51198)	Both	65% (17)	65% (26)	67% (9)	85% (13)	*
Oklahoma State University	4155 (51362)	Campus	*	N/A			
Old Dominion University	4097 (51011)	Online	38% (8)		*		N/A
Oregon Institute of Technology	4247 (51348)	Both	*	100% (11)		N/A	
Oslo and Akershus University College of Applied Sciences	4488	NP	*	N/A			
Ouachita Baptist University	51135	Both	N/A				
Our Sunny World	4079 (51260)	Both	57% (7)	64% (11)	50% (8)	*	
Peking University Health Science Center	51210	Both	N/A				
Pennsylvania State University	4027 (51097)	Both	56% (45)	60% (52)	54% (50)	79% (34)	62% (37)
Pennsylvania State University Harrisburg	4011 (51109)	Campus	100% (8)	60% (10)		80% (15)	56% (9)
Pepperdine University	4414 (51269)	Both	84%(19)	N/A			
Philadelphia College of Osteopathic Medicine (coursework only)	4160 (51292)	Online	*	N/A			
Philadelphia College of Osteopathic Medicine (degree)	4161 (51293)	Both	73% (11)		83% (6)	*	

* = The course sequence had fewer than 6 first-time candidates during the year.

** = "Hybrid" programs consist of both distance and on-campus courses, while programs designated as "Both" require students to choose one mode of instruction (either all online or all on-campus).

NP = Mode not provided by ABAI

N/A = The course sequence is within its first 4 years of operation.

Sorted Alphabetically

Sorted Alphabetically			Pass Rate (# of First-time Candidates)				
Institution (Sorted Alphabetically)	VCS #s 4th ed. (5th ed.)	Mode**	2020	2019	2018	2017	2016
Pittsburg State University	4490	Campus	100% (6)		N/A		
Portland State University	4336 (51164)	Online	63% (8)	100% (6)	N/A		
Purdue University	4491 (51139)	Both	*	N/A			
Purdue University Global (Kaplan)	4139 (51025)	Online	47% (133)	40% (159)	40% (148)	35% (138)	47% (104)
Pusan National University	4388	Campus	*	N/A			
Qingdao University	4454	Online	*	N/A			
Queens College (Education)	4225	Hybrid	57% (14)		67% (9)	N/A	
Queens College (Psychology)	4285 (51182)	Both	60% (10)	86% (14)	100% (11)	85% (13)	50% (8)
Queen's University Belfast	4042 (51062)	Both	81% (26)	91% (23)	92% (12)	90% (10)	N/A
Regis College	4047 (51185)	Campus	89% (19)	100% (8)	78% (9)	100% (7)	89% (9)
Regis College	4514 (51165)	Online	*	N/A			
Reykjavík University	4089 (51241)	Campus	*	N/A			
Rider University	4115 (51085)	Hybrid	75% (12)	63% (24)	67% (24)	53% (36)	53% (15)
Rollins College	4375 (51186)	Campus	89% (19)	N/A			
Rowan University	4018 (51250)	Hybrid	86% (7)	70% (10)	86% (7)	88% (17)	60% (15)
Russell Sage College	4021 (51094)	Online	68% (25)	73% (78)	72% (71)	68% (87)	67% (72)
Rutgers University	4033 (51067)	Campus	93% (14)	80% (15)	93% (14)	82% (11)	81% (16)
Saint Cloud State University	4029 (51082)	Both	82% (22)	90% (21)	100% (21)	96% (24)	96% (29)
Saint Joseph's University	4034	NP	38% (47)	36% (42)	42% (62)	43% (44)	45% (29)
Saint Joseph's University (Criminal Justice)	4035	Online	39% (28)	57% (23)	57% (7)		36% (11)
Saint Joseph's University (Special Education)	4497 (51336)	Online	50% (10)	N/A			
Saint Louis University	4055	NP	83% (12)		86% (7)	100% (11)	80% (10)
Salem State University	4065 (51242)	Campus	82% (11)		86% (7)		*
Salve Regina University	4020 (51110)	Campus	40% (15)	63% (19)	57% (21)	88% (16)	47% (17)
Sam Houston State University	4179 (51188)	Hybrid	50% (6)	60% (10)	47% (15)		N/A
San Diego State University (Special Education)	4222 (51284)	Campus	100% (6)	77% (13)	55% (11)	50% (12)	*
San Diego State University (Counseling and School Psychology)	4487	Campus	*	N/A			

* = The course sequence had fewer than 6 first-time candidates during the year.

** = "Hybrid" programs consist of both distance and on-campus courses, while programs designated as "Both" require students to choose one mode of instruction (either all online or all on-campus).

NP = Mode not provided by ABAI

N/A = The course sequence is within its first 4 years of operation.

Sorted Alphabetically

Sorted Alphabetically			Pass Rate (# of First-time Candidates)				
Institution (Sorted Alphabetically)	VCS #s 4th ed. (5th ed.)	Mode**	2020	2019	2018	2017	2016
SEEK Applied Behavior Analysis Association-Taiwan	4395 (51246)	Hybrid	*	N/A			
Seton Hall University	4305 (51029)	Campus	71% (7)	27% (15)		N/A	
Sheba Medical Center	51374	Both	N/A				
Shenandoah University	4118 (51042)	Online	53% (17)		18% (11)		N/A
Shippensburg University	4278	Both	*		N/A		
Simmons University	4237 (51144)	Campus	83% (30)	87% (108)	85% (68)	83% (70)	81% (52)
Slippery Rock University of Pennsylvania	4478 (51343)	Online	*	N/A			
Southeast Missouri State University	4314 (51160)	Online	63% (16)	40% (10)	N/A		
Southern Connecticut State University	4258 (51153)	Campus	50% (10)		*		71% (7)
Southern Illinois University Carbondale	4249 (51055)	Both	65% (23)	52% (33)	49% (51)	78% (37)	77% (61)
St. Edwards University (Degree)	51206	Online	N/A				
St. Edwards University (Certificate)	51331	Online	N/A				
St. John's University	4328	NP	*		N/A		
St. Joseph's College	4070	Both	67% (12)	50% (10)	50% (14)	38% (8)	N/A
Stephen F. Austin State University	51361	Hybrid	N/A				
Stockholm University	4475	Campus	*	N/A			
SWPS University of Social Sciences and Humanities	4368	Campus	*	N/A			
Tel Aviv University	4372	NP	*	33% (9)		*	
Temple University	4004 (51189)	Campus	100% (6)	90% (10)	86% (7)	43% (7)	
Tennessee Technological University	4274 (51282)	Campus	56% (9)		N/A		
Tennessee Technological University	4354 (51283)	Online	*		N/A		
Texas A&M University	4061 (51231)	Online	81% (16)	79% (14)	63% (24)	57% (14)	46% (13)
Texas State University	4126 (51061)	Campus	64% (22)	70% (20)	56% (9)	89% (9)	83% (12)
Texas Tech University (Educational Psychology & Leadership)	4111 (51024)	Online	48% (21)	59% (22)	47% (34)	50% (20)	43% (14)
Texas Tech University (Special Education)	4460	Online	71% (7)	N/A			
The Children’s Institute of Hong Kong Limited	4481	Both	*	N/A			
The Ohio State University	4119 (51314)	Online	*	67% (9)		*	N/A

* = The course sequence had fewer than 6 first-time candidates during the year.

** = "Hybrid" programs consist of both distance and on-campus courses, while programs designated as "Both" require students to choose one mode of instruction (either all online or all on-campus).

NP = Mode not provided by ABAI

N/A = The course sequence is within its first 4 years of operation.

Sorted Alphabetically

Sorted Alphabetically			Pass Rate (# of First-time Candidates)				
Institution (Sorted Alphabetically)	VCS #s 4th ed. (5th ed.)	Mode**	2020	2019	2018	2017	2016
Touro College	4464 (51310)	Both	*	N/A			
Touro University California	4303 (51043)	Online	58% (12)		N/A		
Touro University Nevada	51071	Both	*	N/A			
Trinity Christian College (discontinued)	4085	Hybrid	*	71% (14)		50% (10)	N/A
Trinity Christian College (new)	4453 (51130)	Hybrid	*	N/A			
Troy University	51280	Hybrid	N/A				
Universidad Autónoma de Chile	4401	Campus	*	N/A			
Universidad CompuTense De Madrid	4466 (51215)	Online	*	N/A			
Universidad del Istmo de Guatemala	4469	NP	*	N/A			
Universidad Iberoamericana	4428	NP	*	N/A			
Universidade Estadual de Londrina	4442	Campus	*	N/A			
University of Alabama in Huntsville	51031	Online	*	N/A			
University of Arizona	4177 (51159)	Both	42% (12)	60% (10)	44% (9)	N/A	
University of Arkansas	4086 (51028)	Online	50% (6)	30% (10)		*	N/A
University of Auckland	4063	Campus	100% (7)		100% (12)		*
University of British Columbia	4094 (51010)	Hybrid	100% (8)	100% (9)	88% (16)	92% (12)	78% (9)
University of California Riverside	4494 (51291)	Campus	*	N/A			
University of California Santa Barbara	4337 (51083)	Online	38% (29)	24% (38)	N/A		
University of Central Florida	4515 (51211)	Both	*	N/A			
University of Central Missouri	4353 (51281)	Online	*		N/A		
University of Central Oklahoma	4098 (51054)	Campus	60% (10)	57% (7)	60% (10)		*
University of Cincinnati	4013 (51136)	Online	57% (150)	58% (189)	55% (183)	47% (158)	55% (121)
University of Colorado Denver	4181 (51088)	Online	73% (11)	61% (18)	73% (15)	58% (19)	64% (11)
University of Colorado Springs	41008 (51220)	Both	*	N/A			
University of Dayton	51030	Online	*	N/A			
University of Detroit Mercy	51195	Campus	N/A				
University of Dublin Trinity College	4281	NP	*	67% (6)		*	

* = The course sequence had fewer than 6 first-time candidates during the year.

** = "Hybrid" programs consist of both distance and on-campus courses, while programs designated as "Both" require students to choose one mode of instruction (either all online or all on-campus).

NP = Mode not provided by ABAI

N/A = The course sequence is within its first 4 years of operation.

Sorted Alphabetically

Sorted Alphabetically			Pass Rate (# of First-time Candidates)				
Institution (Sorted Alphabetically)	VCS #s 4th ed. (5th ed.)	Mode**	2020	2019	2018	2017	2016
University of Dublin Trinity College	4381 (51196)	Both	86% (14)		N/A		
University of Florida	4265	Campus	*		N/A		
University of Gdansk	4340	Campus	*	N/A			
University of Georgia	4123 (51340)	Campus	70% (10)	88% (33)	79% (14)	N/A	
University of Hawaii Manoa	4195 (51161)	Both	71% (14)	43% (7)	100% (9)	N/A	
University of Houston Clear Lake	4133 (51124)	Campus	100% (13)		91% (11)	100% (8)	86% (14)
University of Houston Victoria	4054 (51123)	Online	75% (12)		71% (7)		N/A
University of Illinois	4058	Both	*	N/A			
University of Iowa	4409 (51216)	Hybrid	*	N/A			
University of Kansas	4432 (51016)	Campus	*	N/A			
University of Kansas	4433 (51017)	Online	100% (8)	N/A			
University of Kent (Applied Behaviour Analysis)	4010 (51044)	Campus	92% (13)	75% (8)	100% (8)	57% (7)	83% (6)
University of Kent (Positive Behaviour Support)	4427	Campus	*	N/A			
University of Kentucky	4231 (51307)	Hybrid	90% (10)		100% (6)	*	
University of Lille	4101	NP	*	N/A			
University of Louisville	4178 (51156)	Both	90% (10)		71% (7)	*	
University of Manitoba	4338 (51079)	Campus	*		N/A		
University of Maryland Baltimore County	4233 (51301)	Campus	100% (7)	83% (6)	100% (7)	92% (12)	100% (12)
University of Massachusetts Boston	4189 (51093)	Campus	57% (7)	63% (19)	75% (12)	70% (10)	55% (9)
University of Massachusetts Dartmouth	4209 (51111)	Hybrid	33% (12)		50% (10)	*	57% (7)
University of Massachusetts Lowell	4162 (51259)	Hybrid	66% (38)	65% (51)	58% (45)	62% (52)	73% (64)
University of Massachusetts Lowell	51200	Online	N/A				
University of Memphis	4208 (51312)	Hybrid	50% (6)	21% (14)	41% (17)	62% (13)	70% (10)
University of Miami	4459 (51005)	Campus	71% (7)	N/A			
University of Michigan - Dearborn	4451 (51190)	Campus	*	N/A			
University of Minnesota	4471 (51095)	Campus	*	N/A			
University of Mississippi	51199	Hybrid	N/A				

* = The course sequence had fewer than 6 first-time candidates during the year.

** = "Hybrid" programs consist of both distance and on-campus courses, while programs designated as "Both" require students to choose one mode of instruction (either all online or all on-campus).

NP = Mode not provided by ABAI

N/A = The course sequence is within its first 4 years of operation.

Sorted Alphabetically

Sorted Alphabetically			Pass Rate (# of First-time Candidates)				
Institution (Sorted Alphabetically)	VCS #s 4th ed. (5th ed.)	Mode**	2020	2019	2018	2017	2016
University of Missouri Columbia	4326 (51032)	Campus	73% (11)		N/A		
University of Missouri St. Louis (Degree)	4244 (51004)	Online	57% (7)		*	75% (8)	*
University of Missouri St. Louis (Certificate)	51308	Online	N/A				
University of Nebraska	4057 (51204)	Both	90% (10)	88% (8)	100% (6)	67% (6)	100% (7)
University of Nevada Las Vegas	4267	Campus	54% (24)	58% (12)	N/A		
University of Nevada Reno (Satellite Program in BA)	4292 (51120)	Online	58% (12)	43% (14)		28% (7)	100% (7)
University of Nevada Reno (Behavior Analysis)	4322 (51168)	Campus	86% (7)	67% (9)	*		100% (8)
University of Nevada Reno (Special Education)	51001	Both	N/A				
University of New Mexico	4121 (51330)	Campus	75% (8)	70% (10)		*	N/A
University of North Carolina Charlotte	51033	Online	*	N/A			
University of North Carolina Wilmington	4289 (51041)	Campus	100% (6)	100% (7)	100% (10)	100% (9)	
University of North Dakota	4090 (51077)	Online	60% (20)	68% (22)	70% (20)	67% (15)	N/A
University of North Florida	4157 (51212)	Both	100% (6)	56% (9)	63% (8)	*	71% (7)
University of North Texas	4117 (51002)	Online	74% (38)	63% (99)	54% (115)	60% (83)	64% (70)
University of North Texas	4193	Campus	71% (7)	94% (17)	82% (11)	87% (15)	68% (25)
University of Northern Colorado	4310 (51303)	Online	64% (22)	72% (29)	N/A		
University of Oklahoma	4040 (51048)	Both	71% (7)	88% (8)		*	N/A
University of Oregon	4216	NP	*	N/A			
University of Parma	4151 (51262)	Hybrid	*	N/A			
University of Pittsburgh	4194 (51201)	Hybrid	93% (15)	69% (13)	67% (18)	71% (17)	67% (9)
University of Rochester	4003 (51328)	Campus	85% (13)		67% (9)	56% (9)	*
University of Saint Joseph	4275 (51040)	Campus	80% (15)	73% (15)	64% (28)	70% (27)	75% (12)
University of Salerno	4296	Campus	43% (7)	33% (9)		N/A	
University of Scranton	41003 (51304)	Hybrid	*	N/A			
University of South Carolina	4049 (51268)	Hybrid	73% (11)		50% (6)	*	N/A
University of South Florida (Applied Behavior Analysis)	4286 (51192)	Campus	75% (53)	82% (57)	92% (52)	70% (10)	72% (25)
University of South Florida (School Psychology)	51149	Both	N/A				

* = The course sequence had fewer than 6 first-time candidates during the year.

** = "Hybrid" programs consist of both distance and on-campus courses, while programs designated as "Both" require students to choose one mode of instruction (either all online or all on-campus).

NP = Mode not provided by ABAI

N/A = The course sequence is within its first 4 years of operation.

Sorted Alphabetically

Sorted Alphabetically			Pass Rate (# of First-time Candidates)				
Institution (Sorted Alphabetically)	VCS #s 4th ed. (5th ed.)	Mode**	2020	2019	2018	2017	2016
University of South Wales	4135 (51103)	Campus	83% (6)	100% (12)	89% (9)	80% (10)	*
University of Southern California	4423 (51118)	Campus	86% (7)		N/A		
University of Southern Maine	4074 (51243)	Both	100% (9)	33% (9)	75% (12)	54% (11)	*
University of Southern Mississippi (MS)	4283	NP	*	83% (12)		N/A	
University of Southern Mississippi (PhD)	4518	NP	*	N/A			
University of Tampere	4307	NP	*	N/A			
University of Tennessee	4344 (51258)	Campus	*	*	N/A		
University of Texas Austin	4026 (51305)	Both	83% (18)	88% (24)	96% (23)	83% (24)	82% (17)
University of Texas Rio Grande Valley (Psychology)	4250 (51296)	Campus	*				
University of Texas Rio Grande Valley (Human Development and School Services)	51102	Hybrid	*	N/A			
University of Texas San Antonio (Special Education)	4176 (51344)	Both	62% (13)	60% (20)	65% (20)	N/A	
University of Texas San Antonio (Educational Psychology)	51257	Both	*	N/A			
University of the Pacific	4215	Campus	100% (11)		*		
University of Ulster Coleraine	4352	Campus	100% (6)		*	N/A	
University of Utah	4260 (51126)	Both	60% (10)	80% (10)	79% (19)	58% (12)	*
University of Virginia	4473 (51256)	Online	*	N/A			
University of Waikato	4143 (51264)	Hybrid	*	*	71% (7)		N/A
University of Washington	4106 (51053)	Both	85% (34)	91% (47)	81% (54)	85% (41)	79% (39)
University of West Florida	4043 (51253)	Online	67% (99)	61% (84)	56% (124)	63% (71)	47% (81)
University of Wisconsin Whitewater	4235 (51013)	Online	50% (12)	N/A			
University of Zagreb	4412	NP	67% (6)		N/A		
Utah State University	4263 (51270)	Hybrid	86% (7)		*		
Utah Valley University	4399 (51116)	Hybrid	88% (8)	N/A			
Vanderbilt University	4187 (51141)	Campus	88% (24)	94% (32)	96% (26)	96% (27)	94% (16)
Vanderbilt University	51299	Online	N/A				
Walden University	41001 (51342)	Online	*	N/A			
Wayne State University	4060 (51086)	Hybrid	65% (17)	83% (24)	67% (21)	45% (11)	N/A

* = The course sequence had fewer than 6 first-time candidates during the year.

** = "Hybrid" programs consist of both distance and on-campus courses, while programs designated as "Both" require students to choose one mode of instruction (either all online or all on-campus).

NP = Mode not provided by ABAI

N/A = The course sequence is within its first 4 years of operation.

Sorted Alphabetically

Sorted Alphabetically			Pass Rate (# of First-time Candidates)				
Institution (Sorted Alphabetically)	VCS #s 4th ed. (5th ed.)	Mode**	2020	2019	2018	2017	2016
Webster University	4332 (51012)	Online	60% (10)	63% (8)	N/A		
West University of Timisoara (WUT)	51078	Campus	*	N/A			
West Virginia University	4148 (51121)	Campus	*	N/A			
Western Connecticut State University	4077 (51003)	Online	82% (28)	64% (22)	66% (29)	50% (8)	63% (11)
Western Michigan University (Psychology)	4197	NP	100% (9)	93% (27)	97% (34)	87% (47)	90% (31)
Western Michigan University (Special Education)	4495 (51294)	Hybrid	*	N/A			
Western New England University	4012 (51193)	Campus	89% (18)	97% (37)	87% (23)	96% (27)	94% (36)
Western University	4190 (51173)	Online	88% (51)	86% (35)	86% (35)	N/A	
Westfield State University	4180 (51046)	Both	100% (12)		*	92% (12)	90% (10)
Whitworth University	4308 (51112)	Campus	86% (7)		N/A		
Wichita State University	41005 (51363)	Both	*	N/A			
William James College	4420 (51297)	Both	53% (19)		N/A		
Yonsei University	4165	Campus	27% (11)	20% (10)	38% (8)	N/A	
York College of Pennsylvania	51143	Hybrid	*	N/A			
Youngstown State University	4378 (51346)	Campus	*	N/A			

* = The course sequence had fewer than 6 first-time candidates during the year.

** = "Hybrid" programs consist of both distance and on-campus courses, while programs designated as "Both" require students to choose one mode of instruction (either all online or all on-campus).

NP = Mode not provided by ABAI

N/A = The course sequence is within its first 4 years of operation.